

Pressure sensors XM, pressure switch FSG 4.6 bar, adjustable scale 2 thresholds, 2NC



Main

Range of product	Telemecanique Pressure sensors XM
Pressure sensor type	Electromechanical pressure sensor
Pressure sensor name	FSG
Pressure rating	4.6 bar
Fluid connection type	R 1/4 (male) conforming to ISO 7
Controlled fluid	Fresh water (0...70 °C) Sea water (0...70 °C)
Cable entry	2 cable entries with grommet
Contacts type and composition	2 NC snap action
Product specific application	-
Pressure switch type of operation	Regulation between 2 thresholds
[In] rated current	10 A at 250 V AC conforming to IEC 60730-1
Electrical connection	Screw-clamp terminals, clamping capacity: 1 x 1...2 x 2 mm ²
Short-circuit protection	20 A cartridge fuse, type gG
Scale type	Adjustable differential
Setting	Internal
Local display	Without
Electrical circuit type	Power circuit

Complementary

Materials in contact with fluid	Zinc plated steel Nitrile Nylon 6/6
Enclosure material	PS
Operating position	Any position
Motor power kW	0.75 KW/1 Hp at 110 V AC, 1 phase 1.1 KW/1.5 Hp at 110 V AC, 3 phases 1.5 KW/2 Hp at 230 V AC, 1 phase 1.5 KW/2 Hp at 400 V AC, 1 phase 2.2 KW/3 Hp at 230 V AC, 3 phases 2.2 KW/3 hp at 400 V AC, 3 phases
Adjustable range of switching point on falling pressure	0.3...3.4 bar
Adjustable range of switching point on rising pressure	1.4...4.6 bar
Possible differential minimum at low setting	1 bar
Possible differential minimum at high setting	1.2 bar
Possible differential maximum at low setting	2.1 bar
Possible differential maximum at high setting	2.3 bar
Maximum permissible accidental pressure	8 bar
Maximum permissible pressure - per cycle	5.75 bar
Destruction pressure	20 bar
Pressure actuator	Diaphragm
Electrical durability	100000 cycles, operating rate <10 cyc/mn
Mechanical durability	1000000 cycles
Terminal block type	4 terminals
Possible differential minimum at middle setting	1.1 bar

Possible differential maximum at middle setting	2.2 bar
Maximum operating rate	10 cyc/mn
[Ui] rated insulation voltage	500 V conforming to IEC 60947-1
[Uimp] rated impulse withstand voltage	6 kV conforming to IEC 60947-1
Net weight	0.34 kg
Repeat accuracy	2 %
Terminals description ISO n°1	(3-4)NC (1-2)NC
Depth	102 mm
Height	105 mm
Width	72 mm

Environment

Standards	IEC 60730 CE
Ambient air temperature for operation	0...45 °C
Ambient air temperature for storage	-30...80 °C
Protective treatment	TC
Electrical shock protection class	Class I conforming to IEC 536
IP degree of protection	IP20 conforming to IEC 60529

Packing Units

Unit Type of Package 1	PCE
Number of Units in Package 1	1
Package 1 Height	7.200 cm
Package 1 Width	10.300 cm
Package 1 Length	10.500 cm
Package 1 Weight	382.000 g
Unit Type of Package 2	S03
Number of Units in Package 2	25
Package 2 Height	30.000 cm
Package 2 Width	30.000 cm
Package 2 Length	40.000 cm
Package 2 Weight	10.124 kg
Unit Type of Package 3	P06
Number of Units in Package 3	200
Package 3 Height	75.000 cm
Package 3 Width	60.000 cm
Package 3 Length	80.000 cm
Package 3 Weight	89.000 kg

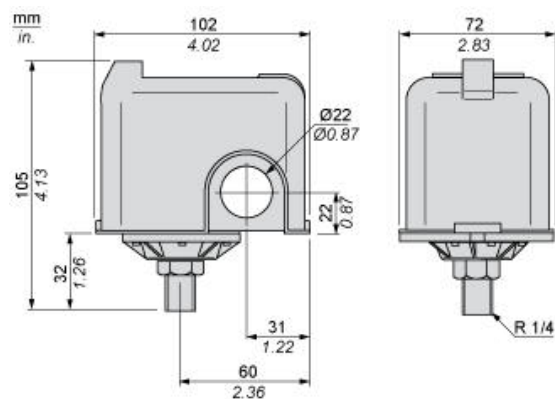
Offer Sustainability

California proposition 65	WARNING: This product can expose you to chemicals including: Diisononyl phthalate (DINP), which is known to the State of California to cause cancer, and Di-isodecyl phthalate (DIDP), which is known to the State of California to cause birth defects or other reproductive harm. For more information go to www.P65Warnings.ca.gov
For all Reach Rohs enquiries contact us at	sustainability@tesensors.com

Contractual warranty

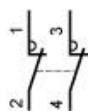
Warranty	18 months
----------	-----------

Dimensions



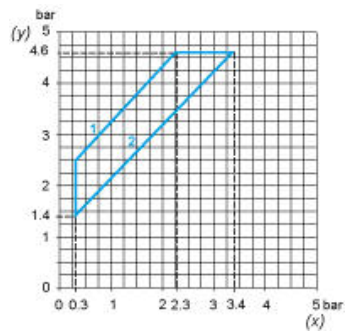
Wiring Diagram

Connections

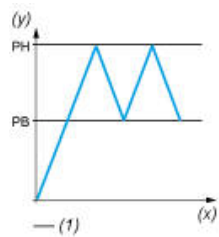


Curves

Operating Curves



- (y) Rising pressure
- (x) Falling pressure
- 1 : Maximum differential
- 2 : Minimum differential



- (y) Pressure
- (x) Time
- (1) Adjustable value