



Main

| | |
|------------------------------|---|
| Range of product | OsiSense XC |
| Series name | Basic |
| Product or component type | Limit switch |
| Product specific application | Medium duty |
| Device short name | XCE |
| Body type | Fixed |
| Head type | Multi-directional head |
| Material | Plastic and metal |
| Fixing mode | By the body |
| Movement of operating head | Multi-directional |
| Type of operator | Cat's whisker plastic and metal |
| Switch actuation | By any moving part |
| Type of approach | Multi-directional approach |
| Electrical connection | Screw-clamp terminals, clamping capacity: 1 x 1.5 mm ² |
| Cable entry | 1 flexible rubber cable gland, cable outer diameter: 6...9 mm |
| Number of poles | 2 |
| Contact operation | Snap action |
| Positive opening | Without |
| Maximum force for tripping | 1.5 N |

Complementary

| | |
|--|---|
| Contacts insulation form | Za |
| Minimum release force | 0.04 N |
| Minimum actuation speed | 5 mm/s |
| Maximum actuation speed | 1 m/s |
| Maximum operating rate | 120 cyc/mn |
| Contact code designation | A300, AC (Ue = 240 V), Ie = 3 A, Ithe = 10 A conforming to IEC 60947-5-1 R300, DC (Ue = 220 V), Ie = 0.3 A conforming to IEC 60947-5-1 |
| Maximum resistance across terminals | 25 MOhm |
| [Uimp] rated impulse withstand voltage | 4 kV conforming to IEC 60664 |
| Electrical durability | 800000 cycles, AC, 3 A, 220 V |
| Mechanical durability | 10000000 cycles |
| Width | 28 mm |
| Height | 172 mm |
| Depth | 25 mm |
| Net weight | 0.108 kg |
| Terminals description ISO n°1 | (3-4-1-2)OF |

Environment

| | |
|---------------------------------------|--|
| Shock resistance | 30 gn for 11 ms conforming to IEC 60068-2-27 |
| Vibration resistance | +/- 3 mm (f= 10...55 Hz) conforming to IEC 60068-2-6 |
| IP degree of protection | IP65 conforming to IEC 60529 |
| Electrical shock protection class | Class I conforming to IEC 60947-5-1 |
| Ambient air temperature for operation | -25...70 °C |
| Ambient air temperature for storage | -40...70 °C |
| Marking | CE CCC |
| Standards | IEC 60947-5-1 GB 14048.5 |

Packing Units

| | |
|------------------------------|-----------|
| Unit Type of Package 1 | PCE |
| Number of Units in Package 1 | 1 |
| Package 1 Height | 3.000 cm |
| Package 1 Width | 5.000 cm |
| Package 1 Length | 17.500 cm |
| Package 1 Weight | 133.000 g |
| Unit Type of Package 2 | S02 |
| Number of Units in Package 2 | 40 |
| Package 2 Height | 15.000 cm |
| Package 2 Width | 30.000 cm |
| Package 2 Length | 40.000 cm |
| Package 2 Weight | 5.569 kg |
| Unit Type of Package 3 | P06 |
| Number of Units in Package 3 | 640 |
| Package 3 Height | 75.000 cm |
| Package 3 Width | 80.000 cm |
| Package 3 Length | 60.000 cm |
| Package 3 Weight | 97.104 kg |

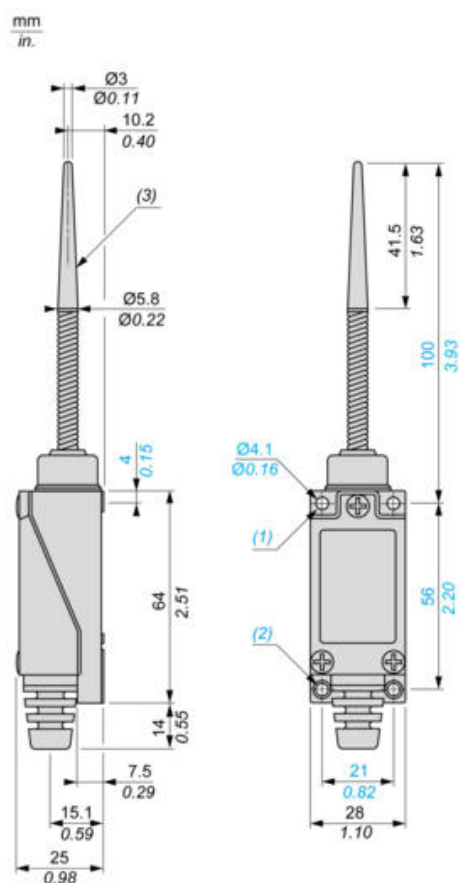
Offer Sustainability

| | |
|--|---|
| California proposition 65 | WARNING: This product can expose you to chemicals including: Diisononyl phthalate (DINP), which is known to the State of California to cause cancer, and Di-isodecyl phthalate (DIDP), which is known to the State of California to cause birth defects or other reproductive harm. For more information go to www.P65Warnings.ca.gov |
| For all Reach Rohs enquiries contact us at | sustainability@tesensors.com |

Contractual warranty

| | |
|----------|-----------|
| Warranty | 18 months |
|----------|-----------|

Dimensions

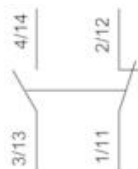


- (1) : 2 holes M5 tapped 7mm / 0.27 inches in depth.
(2) : 2 M5 tapped holes.
(3) : Nylon rod.

Connection and Schema

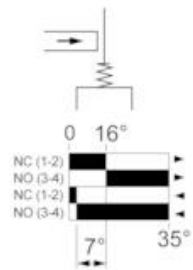
Wiring Diagram

1 NO + 1 NC



Technical Description

Type of Operator and Functional Diagram, Travel Distance



■ (1)

□ (2)

► (3)

◄ (4)

(1) : Contact closed

(2) : Contact open

(3) : Tripping

(4) : Resetting