

# XCKM115

Limit switch, Limit switches XC Standard, XCKM, thermoplastic roller lever, 1NC+1 NO, snap action, Pg11



## Main

|                               |  |
|-------------------------------|--|
| Range of product              | Telemecanique Limit switches XC Standard |
| Series name                   | Standard format                          |
| Product or component type     | Limit switch                             |
| Device short name             | XCKM                                     |
| Body type                     | Fixed                                    |
| Head type                     | Rotary head                              |
| Material                      | Metal                                    |
| Body material                 | Zamak                                    |
| Fixing mode                   | By the body                              |
| Movement of operating head    | Rotary                                   |
| Type of operator              | Spring return roller lever thermoplastic |
| Type of approach              | Lateral approach, 2 directions           |
| Cable entry                   | 3 entries tapped for Pg 11 cable gland   |
| Number of poles               | 2  |
| Contacts type and composition | 1 NC + 1 NO                              |
| Contact operation             | Snap action                              |

## Complementary

|  |   |
|--|---|
| Switch actuation                             | By 30° cam  |
| Electrical connection                        | Screw-clamp terminals, clamping capacity: 1 x 0.34...2 x 1.5 mm <sup>2</sup>  |
| Contacts insulation form                     | Zb  |
| Number of steps                              | 1   |
| Positive opening                             | With  |
| Positive opening minimum torque              | 0.25 N.m  |
| Minimum torque for tripping                  | 0.1 N.m   |
| Minimum actuation speed                      | 0.01 m/min  |
| Maximum actuation speed                      | 1.5 m/s   |
| Contact code designation                     | A300, AC-15 (Ue = 240 V), Ie = 3 A conforming to IEC 60947-5-1 appendix A<br>Q300, DC-13 (Ue = 250 V), Ie = 0.27 A conforming to IEC 60947-5-1 appendix A   |
| [Ithe] conventional enclosed thermal current | 10 A AC   |
| [Ui] rated insulation voltage                | 300 V conforming to UL 508<br>500 V (pollution degree 3) conforming to IEC 60947-1<br>300 V conforming to CSA C22.2 No 14   |
| Maximum resistance across terminals          | 25 MOhm conforming to IEC 60255-7 category 3  |
| [Uimp] rated impulse withstand voltage       | 6 KV conforming to IEC 60664<br>6 kV conforming to IEC 60947-1  |
| Short-circuit protection                     | 10 A cartridge fuse, type gG  |
| Electrical durability                        | 5000000 Cycles, DC-13, inductive load type, 120 V, 4 W, operating rate <60 cyc/mn, load factor: 0.5 conforming to IEC 60947-5-1 appendix C<br>5000000 Cycles, DC-13, inductive load type, 24 V, 7 W, operating rate <60 cyc/mn, load factor: 0.5 conforming to IEC 60947-5-1 appendix C<br>5000000 cycles, DC-13, inductive load type, 48 V, 10 W, operating rate <60 cyc/mn, load factor: 0.5 conforming to IEC 60947-5-1 appendix C |
| Mechanical durability                        | 15000000 cycles   |
| Width  | 64 mm   |
| Height                                       | 64 mm   |

|                               |                        |
|-------------------------------|------------------------|
| Depth                         | 30 mm                  |
| Net weight                    | 0.28 kg                |
| Terminals description ISO n°1 | (21-22)NC<br>(13-14)NO |

## Environment

|                                       |   |
|---------------------------------------|---|
| Shock resistance                      | 50 gn for 11 ms conforming to IEC 60068-2-27  |
| Vibration resistance                  | 25 gn (f= 10...500 Hz) conforming to IEC 60068-2-6  |
| IP degree of protection               | IP66 conforming to IEC 60529  |
| IK degree of protection               | IK05 conforming to IEC 62262  |
| Electrical shock protection class     | Class I conforming to IEC 61140<br>Class I conforming to NF C 20-030                      |
| Ambient air temperature for operation | -25...70 °C   |
| Ambient air temperature for storage   | -40...70 °C   |
| Protective treatment                  | TC  |
| Product certifications                | UL[RETURN]CSA[RETURN]CCC  |
| Standards                             | IEC 60204-1<br>IEC 60204-1<br>CSA C22.2 No 14<br>UL 508<br>IEC 60947-5-1<br>IEC 60947-5-1 |

## Packing Units

|                              |            |
|------------------------------|------------|
| Unit Type of Package 1       | PCE        |
| Number of Units in Package 1 | 1          |
| Package 1 Height             | 3.400 cm   |
| Package 1 Width              | 6.700 cm   |
| Package 1 Length             | 15.000 cm  |
| Package 1 Weight             | 315.000 g  |
| Unit Type of Package 2       | S02        |
| Number of Units in Package 2 | 27         |
| Package 2 Height             | 15.000 cm  |
| Package 2 Width              | 30.000 cm  |
| Package 2 Length             | 40.000 cm  |
| Package 2 Weight             | 8.956 kg   |
| Unit Type of Package 3       | P06        |
| Number of Units in Package 3 | 432        |
| Package 3 Height             | 75.000 cm  |
| Package 3 Width              | 60.000 cm  |
| Package 3 Length             | 80.000 cm  |
| Package 3 Weight             | 154.020 kg |

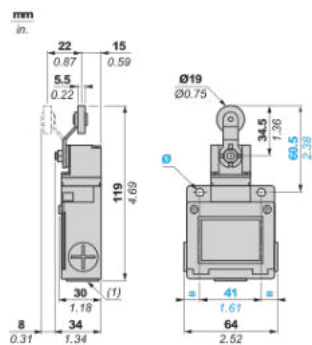
## Offer Sustainability

|  |   |
|--|---|
| Sustainable offer status                   | Green Premium product   |
| Circularity Profile                        | No need of specific recycling operations  |
| California proposition 65                  | WARNING: This product can expose you to chemicals including: Diisononyl phthalate (DINP), which is known to the State of California to cause cancer, and Di-isodecyl phthalate (DIDP), which is known to the State of California to cause birth defects or other reproductive harm. For more information go to <a href="http://www.P65Warnings.ca.gov">www.P65Warnings.ca.gov</a> |
| For all Reach Rohs enquiries contact us at | <a href="mailto:sustainability@tesensors.com">sustainability@tesensors.com</a>  |

## Contractual warranty

|          |           |
|----------|-----------|
| Warranty | 18 months |
|----------|-----------|

## Dimensions



(1) 3 tapped entries Pg 11 cable gland

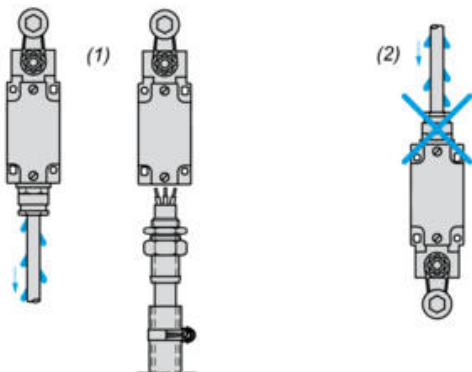
Ø : 2 elongated holes Ø 5.2 x 6.2

---

## Mounting with Cable Entry

---

### Position of Cable Gland



(1) Recommended

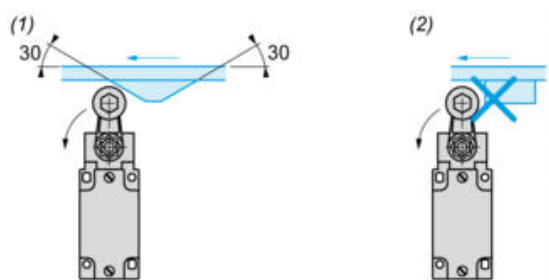
(2) To be avoided

---

## Mounting with Rotary Heads and Levers

---

### Type of Cam



(1) Recommended

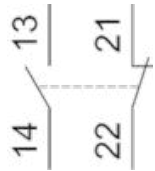
(2) To be avoided

---

Wiring Diagram

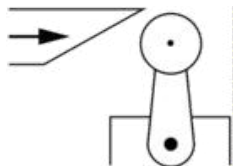
---

2-pole NC + NO Snap Action

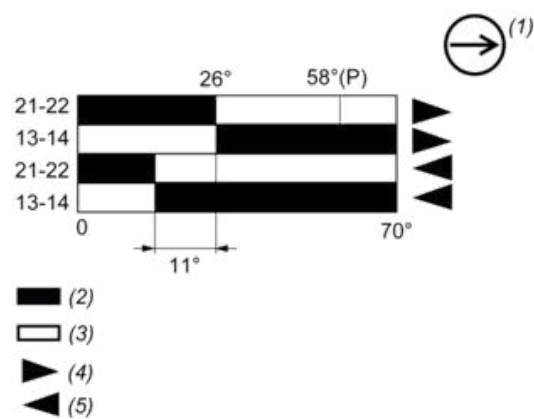


## Characteristics of Actuation

### Switch Actuation by 30° Cam



## Functionnal Diagram



(P) Positive opening point

(1) NC contact with positive opening operation

(2) Closed

(3) Open

(4) Tripping

(5) Resetting