

Microswitch, Limit switches XC Standard,  
miniature limit switch, flat lever, solder tags



Range of product	OsiSense XC
Series name	Special format
Product or component type	Microswitch
Device short name	XEP3
Detector design	Miniature, DIN 41635 A format
Head type	Plunger head
Lever material	Stainless steel
Lever fixing position	B
Movement of operating head	Linear
Type of operator	Flat lever
Switch actuation	Horizontal
Type of approach	Lateral approach
Electrical connection	Solder tags
Contacts type and composition	1 C/O standard
Contact operation	Snap action
Contacts material	AgNi

Body material	Polyester
Maximum force for tripping	0.2 N lever fixing position in A 0.4 N lever fixing position in B 0.53 N lever fixing position in C
Minimum release force	0.05 N lever fixing position in A 0.1 N lever fixing position in B 0.13 N lever fixing position in C
Maximum permissible end of travel force	10 N lever fixing position in B 13 N lever fixing position in C 5 N lever fixing position in A
Tripping point	15.2 Mm lever fixing position in A 15.2 Mm lever fixing position in B 15.2 mm lever fixing position in C
Maximum differential travel	0.53 Mm lever fixing position in C 0.7 Mm lever fixing position in B 1.4 mm lever fixing position in A
Minimum over travel	1.8 Mm lever fixing position in C 2.4 Mm lever fixing position in B 4.8 mm lever fixing position in A
Inter contact distance	0.4 mm
Contact code designation	B300, AC-15 (Ue = 240 V, Ie = 1.5 A) conforming to EN/IEC 60947-5-1 appendix A R300, DC-13 (Ue = 250 V, Ie = 0.1 A) conforming to EN/IEC 60947-5-1 appendix A
[Ith] conventional free air thermal current	15 A at 250 V 50/60 Hz
Mechanical durability	20000000 cycles
Width	10 mm
Height	16 mm
Depth	28 mm
Net weight	6.3 g
Terminals description ISO n°1	(1-2-4)OC

## Environment

IP degree of protection	IP40
Ambient air temperature for operation	-25...125 °C
Marking	CE
Standards	UL 1054 IEC 60947-5-1 EN 61058 EN 60947-5-1 CURus

## Packing Units

Unit Type of Package 1	PCE
Number of Units in Package 1	1
Package 1 Height	1.500 cm
Package 1 Width	7.000 cm
Package 1 Length	13.000 cm
Package 1 Weight	5.000 g
Unit Type of Package 2	BB1
Number of Units in Package 2	10
Package 2 Height	1.500 cm
Package 2 Width	7.000 cm
Package 2 Length	13.000 cm
Package 2 Weight	55.000 g
Unit Type of Package 3	S01
Number of Units in Package 3	200
Package 3 Height	15 cm
Package 3 Width	15 cm
Package 3 Length	40 cm
Package 3 Weight	1.330 kg

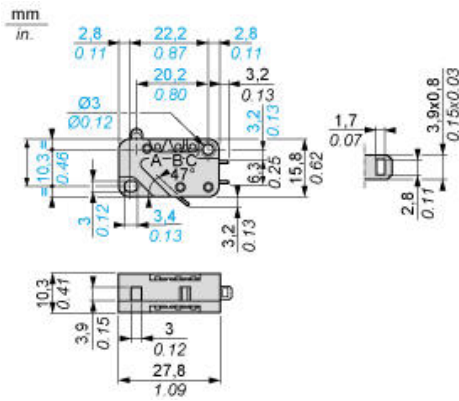
## Offer Sustainability

Sustainable offer status	Green Premium product
Toxic heavy metal free	Yes
Circularity Profile	No need of specific recycling operations
California proposition 65	WARNING: This product can expose you to chemicals including: Diisononyl phthalate (DINP), which is known to the State of California to cause cancer, and Di-isodecyl phthalate (DIDP), which is known to the State of California to cause birth defects or other reproductive harm. For more information go to <a href="http://www.P65Warnings.ca.gov">www.P65Warnings.ca.gov</a>
For all Reach Rohs enquiries contact us at	<a href="mailto:sustainability@tesensors.com">sustainability@tesensors.com</a>

## Contractual warranty

Warranty	18 months
----------	-----------

## Dimensions

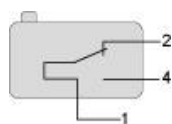


---

## Wiring Diagram

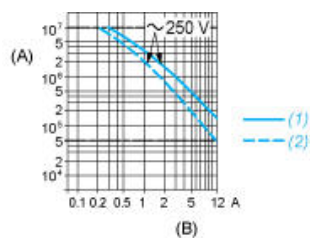
---

### Single-pole CO Snap Action



- 1 : Black
- 2 : Grey
- 4 : Blue

## Operating Curves



(A) Number of cycles

(B) Current

1 : Resistive circuit

2 : Inductive circuit