

Microswitch, Limit switches XC Standard,
miniature limit switch, low force cont., flat lever,
6.35 mm cable clip tags



Range of product	OsiSense XC
Series name	Special format
Product or component type	Microswitch
Device short name	XEP3
Detector design	Miniature, DIN 41635 A format
Head type	Plunger head
Lever material	Stainless steel
Lever fixing position	B
Movement of operating head	Linear
Type of operator	Flat lever
Switch actuation	Horizontal
Type of approach	Lateral approach
Electrical connection	6.35 mm cable clip tags
Contacts type and composition	1 C/O very low force
Contact operation	Snap action
Contacts material	AgNi

Body material	Polyester
Maximum force for tripping	0.06 N lever fixing position in A 0.13 N lever fixing position in B 0.17 N lever fixing position in C
Minimum release force	0.01 N lever fixing position in A 0.03 N lever fixing position in B 0.03 N lever fixing position in C
Maximum permissible end of travel force	10 N lever fixing position in B 13 N lever fixing position in C 5 N lever fixing position in A
Tripping point	15.2 Mm lever fixing position in A 15.2 Mm lever fixing position in B 15.2 mm lever fixing position in C
Maximum differential travel	0.53 Mm lever fixing position in C 0.7 Mm lever fixing position in B 1.4 mm lever fixing position in A
Minimum over travel	1.65 Mm lever fixing position in C 2.2 Mm lever fixing position in B 4.4 mm lever fixing position in A
Inter contact distance	0.4 mm
Contact code designation	B300, AC-15 (Ue = 240 V, Ie = 1.5 A) conforming to IEC 60947-5-1 appendix A D300, AC-15 (Ue = 240 V, Ie = 0.3 A) conforming to IEC 60947-5-1 appendix A
[Ith] conventional free air thermal current	5 A at 250 V 50/60 Hz
Mechanical durability	50000000 cycles
Width	10 mm
Height	16 mm
Depth	28 mm
Net weight	6.3 g
Terminals description ISO n°1	(1-2-4)OC

Environment

IP degree of protection	IP40
Ambient air temperature for operation	-25...125 °C
Marking	CE
Standards	UL 1054 CURus IEC 60947-5-1 EN 60947-5-1 EN 61058

Packing Units

Unit Type of Package 1	PCE
Number of Units in Package 1	1
Package 1 Height	1.000 cm
Package 1 Width	3.000 cm
Package 1 Length	5.500 cm
Package 1 Weight	7.000 g
Unit Type of Package 2	BB1
Number of Units in Package 2	10
Package 2 Height	3.000 cm
Package 2 Width	7.000 cm
Package 2 Length	13.000 cm
Package 2 Weight	73.000 g
Unit Type of Package 3	S01
Number of Units in Package 3	100
Package 3 Height	15.000 cm
Package 3 Width	15.000 cm
Package 3 Length	40.000 cm
Package 3 Weight	930.000 g

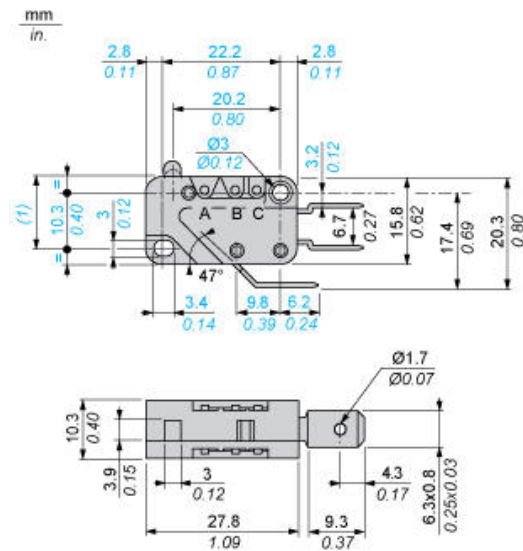
Offer Sustainability

Sustainable offer status	Green Premium product
Toxic heavy metal free	Yes
Circularity Profile	No need of specific recycling operations
California proposition 65	WARNING: This product can expose you to chemicals including: Diisononyl phthalate (DINP), which is known to the State of California to cause cancer, and Di-isodecyl phthalate (DIDP), which is known to the State of California to cause birth defects or other reproductive harm. For more information go to www.P65Warnings.ca.gov
For all Reach Rohs enquiries contact us at	sustainability@tesensors.com

Contractual warranty

Warranty	18 months
----------	-----------

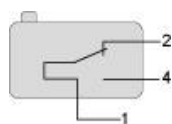
Dimensions



(1) 13.2 max.

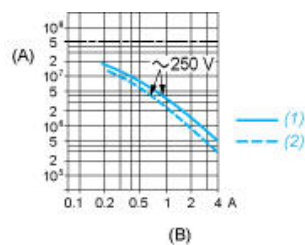
Wiring Diagram

Single-pole CO Snap Action



- 1 : Black
- 2 : Grey
- 4 : Blue

Operating Curves



- (A) Number of cycles
(B) Current
1 : Resistive circuit
2 : Inductive circuit