

## pressure switch XMLC 160 bar - adjustable scale 2 thresholds - 2 C/O



### Main

Range of product	Telemecanique Pressure sensors XM
Product or component type	Electromechanical pressure sensor
Pressure sensor type	Electromechanical pressure sensor
Device short name	XMLC
Pressure rating	160 bar
Controlled fluid	Hydraulic oil (0...160 °C)
Fluid connection type	G 1/4 (female) conforming to ISO 228
Electrical connection	Screw-clamps terminals, 1 x 0.5...2 x 2.5 mm²
AWG gauge	AWG 20...AWG 14
Cable entry	Cable gland 7...13 mm
Contacts type and composition	2 C/O
Product specific application	-
Pressure switch type of operation	Regulation between 2 thresholds
Electrical circuit type	Control circuit
Scale type	Adjustable differential
Local display	With
Adjustable range of switching point on rising pressure	12...160 bar
Adjustable range of switching point on falling pressure	3...139 bar
Possible differential maximum at high setting	110 bar
Maximum permissible accidental pressure	360 bar
Destruction pressure	720 bar
Pressure actuator	Piston
Materials in contact with fluid	PTFE FPM, FKM Steel Brass
Enclosure material	Zinc alloy
[In] rated current	3 A, B300, AC-15 (Ue = 120 V) conforming to IEC 60947-5-1 1.5 A, B300, AC-15 (Ue = 240 V) conforming to IEC 60947-5-1 0.1 A, R300, DC-13 (Ue = 250 V) conforming to IEC 60947-5-1

### Complementary

Possible differential minimum at low setting	9 bar (+/- 0.9 bar)
Possible differential minimum at high setting	21 bar (+/- 0.9 bar)
Maximum permissible pressure - per cycle	200 bar
Terminal block type	8 terminals
Maximum operating rate	60 cyc/mn
Repeat accuracy	2 %

[Ui] rated insulation voltage	300 V conforming to UL 508 500 V conforming to IEC 60947-1 300 V conforming to CSA C22.2 No 14
[Uimp] rated impulse withstand voltage	6 kV conforming to IEC 60947-1
Auxiliary contacts operation	Simultaneous, snap action
Contacts material	Silver contacts
Maximum resistance across terminals	25 MOhm conforming to IEC 255-7 category 3 25 mOhm conforming to NF C 93-050 method A
Short-circuit protection	10 A cartridge fuse, type gG (gl)
Mechanical durability	6000000 cycles
Setting	External
Height	113 mm
Depth	85 mm
Width	46 mm
Net weight	0.75 kg

## Environment

Standards	IEC 60947-5-1 CSA C22.2 No 14 UL 508 CE
Product certifications	UL[RETURN]CSA
Protective treatment	TC standard version
Ambient air temperature for operation	-25...70 °C
Ambient air temperature for storage	-40...70 °C
Operating position	Any position
Vibration resistance	4 gn conforming to IEC 60068-2-6 (f = 30...500 Hz)
Shock resistance	50 gn conforming to IEC 60068-2-27
Electrical shock protection class	Class I conforming to IEC 1140 Class I conforming to IEC 536 Class I conforming to NF C 20-030
IP degree of protection	IP66 conforming to IEC 60529

## Packing Units

Unit Type of Package 1	PCE
Number of Units in Package 1	1
Package 1 Height	6.0 cm
Package 1 Width	15.0 cm
Package 1 Length	10.7 cm
Package 1 Weight	870.0 g

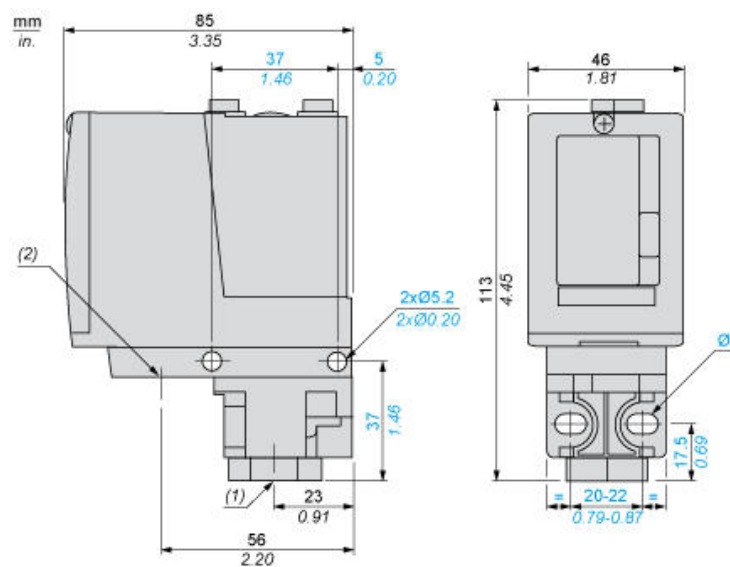
## Offer Sustainability

Sustainable offer status	Green Premium product
Circularity Profile	No need of specific recycling operations
California proposition 65	WARNING: This product can expose you to chemicals including: Diisononyl phthalate (DINP), which is known to the State of California to cause cancer, and Di-isodecyl phthalate (DIDP), which is known to the State of California to cause birth defects or other reproductive harm. For more information go to <a href="http://www.P65Warnings.ca.gov">www.P65Warnings.ca.gov</a>
For all Reach Rohs enquiries contact us at	<a href="mailto:sustainability@tesensors.com">sustainability@tesensors.com</a>

## Contractual warranty

Warranty	18 months
----------	-----------

## Dimensions



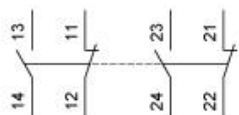
- (1) 1 fluid entry, tapped G1/4 (BSP female)  
(2) 1 electrical connections entry, tapped M20 x 1.5  
Ø : 2 elongated holes Ø 5.2 x 6.7

---

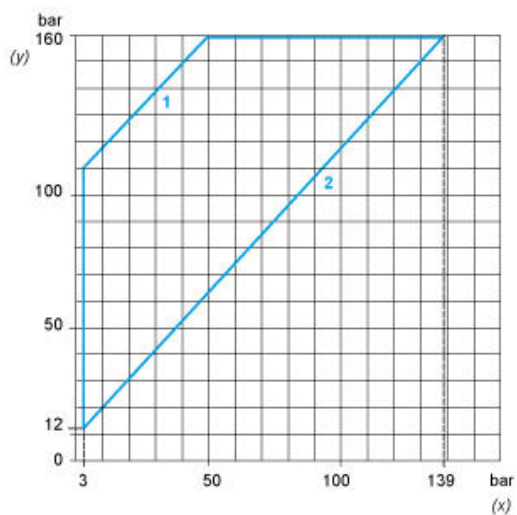
## Wiring Diagram

---

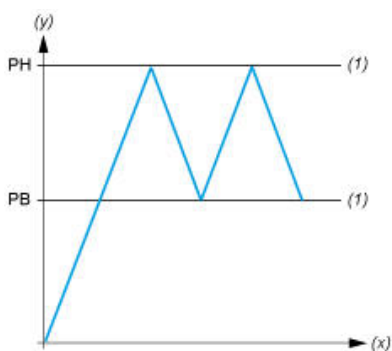
### Terminal Model



## Operating Curves



- (y) Rising pressure  
(x) Falling pressure  
1 : Maximum differential  
2 : Minimum differential



- (y) Pressure  
(x) Time  
(1) Adjustable value  
PH : High point  
PB : Below point