



Main

Range of product	Telemecanique Pressure sensors XM
Product or component type	Electromechanical pressure sensor
Pressure sensor type	Electromechanical pressure sensor
Device short name	XMLD
Pressure rating	500 bar
Controlled fluid	Hydraulic oil (0...160 °C)
Fluid connection type	G 1/4 (female) conforming to ISO 228
Electrical connection	Screw-clamps terminals, 1 x 0.5...2 x 2.5 mm²
AWG gauge	AWG 20...AWG 14
Cable entry	Cable gland 9...13 mm
Contacts type and composition	2 C/O snap action, silver contacts 2 C/O staggered, silver contacts
Product specific application	Dual stage
Pressure switch type of operation	Detection of 2 single thresholds
Electrical circuit type	Control circuit
Scale type	Fixed differential
Local display	Without
Maximum permissible accidental pressure	1125 bar
Destruction pressure	2250 bar
Pressure actuator	Piston
Materials in contact with fluid	FPM, FKM Stainless steel PTFE Brass Steel
Enclosure material	Zinc alloy
[In] rated current	3 A, B300, AC-15 (Ue = 120 V) conforming to IEC 60947-5-1 1.5 A, B300, AC-15 (Ue = 240 V) conforming to IEC 60947-5-1 0.1 A, R300, DC-13 (Ue = 250 V) conforming to IEC 60947-5-1

Complementary

Spread between 2 stages	16...244 bar
Natural differential at low setting	21 bar
Natural differential at high setting	65 bar
Maximum permissible pressure - per cycle	625 bar
Terminal block type	8 terminals
Maximum operating rate	60 cyc/mn
Repeat accuracy	2 %
[Ui] rated insulation voltage	300 V conforming to UL 508 500 V conforming to IEC 60947-1 300 V conforming to CSA C22.2 No 14
[Uimp] rated impulse withstand voltage	6 kV conforming to IEC 60947-1
Maximum resistance across terminals	25 MOhm conforming to IEC 255-7 category 3 25 mOhm conforming to NF C 93-050 method A
Short-circuit protection	10 A cartridge fuse, type gG (gl)

Mechanical durability	3000000 cycles
Setting	External
Height	113 mm
Depth	85 mm
Width	46 mm
Net weight	0.75 kg

Environment

Standards	CSA C22.2 No 14 CE IEC 60947-5-1 UL 508
Product certifications	CSA[RETURN]UL
Protective treatment	TC standard version
Ambient air temperature for operation	-25...70 °C
Ambient air temperature for storage	-40...70 °C
Operating position	Any position
Vibration resistance	4 gn conforming to IEC 60068-2-6 (f = 30...500 Hz)
Shock resistance	50 gn conforming to IEC 60068-2-27
Electrical shock protection class	Class I conforming to IEC 1140 Class I conforming to IEC 536 Class I conforming to NF C 20-030
IP degree of protection	IP66 conforming to IEC 60529

Packing Units

Unit Type of Package 1	PCE
Number of Units in Package 1	1
Package 1 Height	6.0 cm
Package 1 Width	10.5 cm
Package 1 Length	14.0 cm
Package 1 Weight	1.05 kg

Offer Sustainability

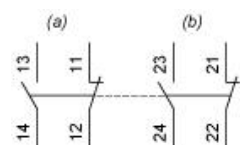
Sustainable offer status	Green Premium product
Circularity Profile	No need of specific recycling operations
California proposition 65	WARNING: This product can expose you to chemicals including: Diisononyl phthalate (DINP), which is known to the State of California to cause cancer, and Di-isodecyl phthalate (DIDP), which is known to the State of California to cause birth defects or other reproductive harm. For more information go to www.P65Warnings.ca.gov
For all Reach Rohs enquiries contact us at	sustainability@tesensors.com

Contractual warranty

Warranty	18 months
----------	-----------

Wiring Diagram

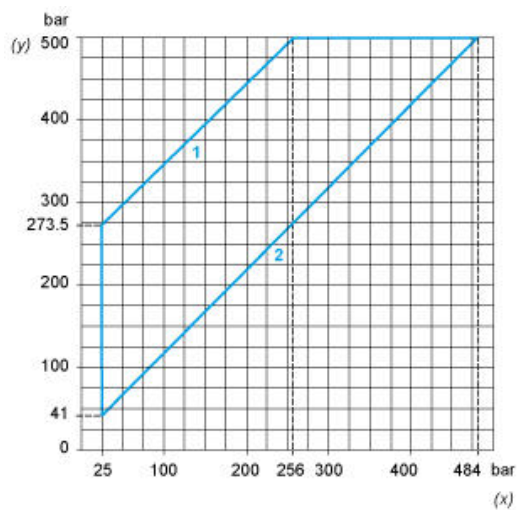
Terminal Model



- (a) Contact 1
(b) Contact 2

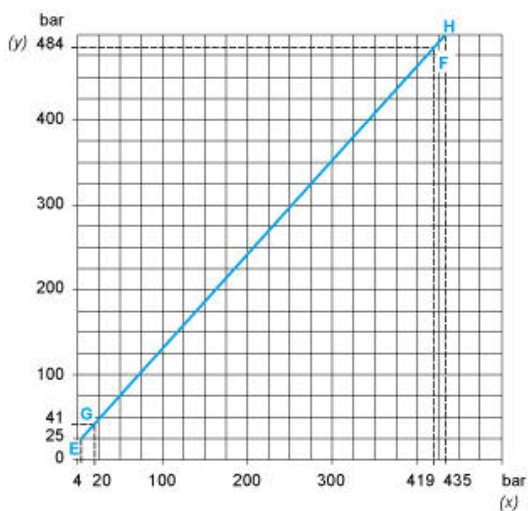
Operating Curves

High Setting Tripping Points of Contacts 1 and 2

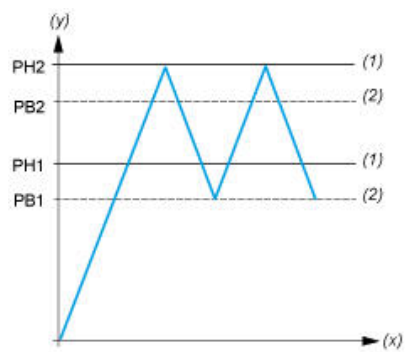


- (y) PH2 setting (rising pressure)
(x) PH1 setting (rising pressure)
1 : Maximum differential
2 : Minimum differential

Natural Differential of Contacts 1 and 2



- (y) Rising pressure
(x) Falling pressure
EF : Contact 1
GH : Contact 2



(y) Pressure
 (x) Time
 (1) Adjustable value
 (2) Non adjustable value
 PH : High point
 PB : Below point