

XS1N18PC410D

inductive sensor XS1 M18, L51mm, brass,
Sn5mm, 12..24VDC, M12



Main

| | |
|------------------------------------|---|
| Range of product | Telemecanique Inductive proximity sensors XS |
| Series name | General purpose |
| Sensor type | Inductive proximity sensor |
| Device application | Mobile equipment |
| Sensor name | XS1 |
| Sensor design | Cylindrical M18 |
| Size | 51 mm |
| Body type | Fixed |
| Detector flush mounting acceptance | Flush mountable |
| Material | Metal |
| Type of output signal | Discrete |
| Wiring technique | 4-wire |
| [Sn] nominal sensing distance | 5 mm |
| Discrete output function | 1 NO + 1 NC |
| Output circuit type | DC |
| Discrete output type | PNP |
| Electrical connection | Male connector M12, 4 pins |
| [Us] rated supply voltage | 12...24 V DC with reverse polarity protection |
| Switching capacity in mA | <= 200 mA with overload and short-circuit protection |
| IP degree of protection | IP69K conforming to DIN 40050 IP65 conforming to IEC 60529 IP67 |

Complementary

| | |
|--------------------------|--|
| Safety level | SIL 2 conforming to IEC 61508 PL = d conforming to ISO 13849-1 SILCL 2 conforming to IEC 62061 |
| Safety reliability data | MTTFd = 1810 years PFHd = 62.9E-9 1/h SFF = 92 % DC = 74 % with appropriate safety controller |
| Service life | 20 year(s) |
| Thread type | M18 x 1 |
| Detection face | Frontal |
| Front material | PPS |
| Enclosure material | Nickel plated brass |
| Operating zone | 0...4 mm |
| Differential travel | 1...15% of Sr |
| Wire insulation material | PVC |
| Status LED | Output state: 1 LED (yellow) |
| Supply voltage limits | 9...36 V DC |
| Switching frequency | <= 2000 Hz |
| Maximum voltage drop | <2 V (closed) |
| Current consumption | 0...10 mA no-load |
| Maximum delay first up | 5 ms |
| Maximum delay response | 0.15 ms |

| | |
|------------------------|---------|
| Maximum delay recovery | 0.35 ms |
| Marking | CE |
| Threaded length | 28 mm |
| Length | 51 mm |
| Net weight | 0.04 kg |


Environment

| | |
|---------------------------------------|---|
| Standards | IEC 62061 ISO 13849-1 |
| Product certifications | E2[RETURN]CSA[RETURN]TÜV[RETURN]UL |
| Ambient air temperature for operation | -25...70 °C |
| Ambient air temperature for storage | -40...85 °C |
| Vibration resistance | 25 gn amplitude = +/- 2 mm (f = 10...55 Hz) conforming to IEC 60068-2-6 |
| Shock resistance | 50 gn for 11 ms conforming to IEC 60068-2-27 |

Packing Units

| | |
|------------------------------|----------|
| Unit Type of Package 1 | PCE |
| Number of Units in Package 1 | 1 |
| Package 1 Height | 2.4 cm |
| Package 1 Width | 8.0 cm |
| Package 1 Length | 12.0 cm |
| Package 1 Weight | 58.0 g |
| Unit Type of Package 2 | S02 |
| Number of Units in Package 2 | 44 |
| Package 2 Height | 15 cm |
| Package 2 Width | 30 cm |
| Package 2 Length | 40 cm |
| Package 2 Weight | 2.882 kg |

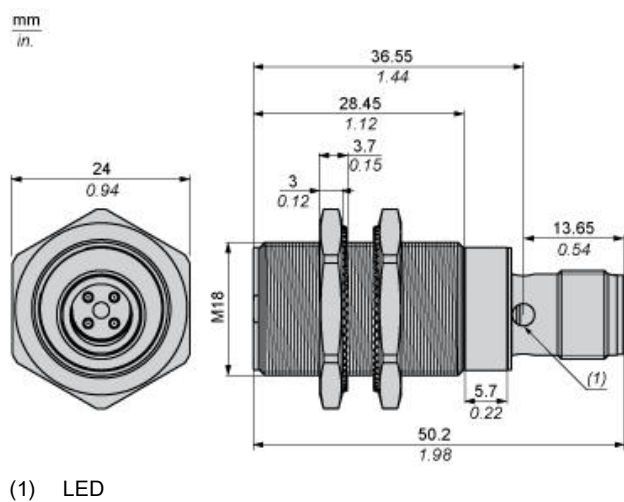
Offer Sustainability

| | |
|--|---|
| Sustainable offer status | Green Premium product |
| Circularity Profile |  End of Life Information |
| California proposition 65 | WARNING: This product can expose you to chemicals including: Diisononyl phthalate (DINP), which is known to the State of California to cause cancer, and Di-isodecyl phthalate (DIDP), which is known to the State of California to cause birth defects or other reproductive harm. For more information go to www.P65Warnings.ca.gov |
| For all Reach Rohs enquiries contact us at | sustainability@tesensors.com |

Contractual warranty

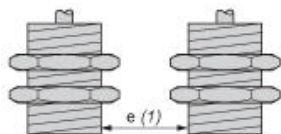
| | |
|----------|-----------|
| Warranty | 18 months |
|----------|-----------|

Dimensions



Minimum Mounting Distances

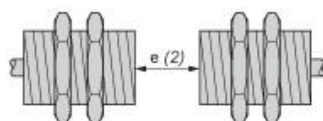
Side by side



e (1) 10 mm/0.39 in.

≥

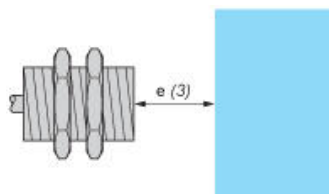
Face to face



e (2) 60 mm/2.36 in.

≥

Facing a metal object

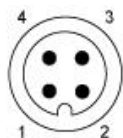


e (3) 15 mm/0.60 in

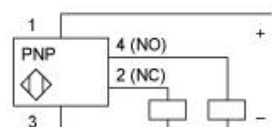
≥

Wiring Schemes

M12 connector

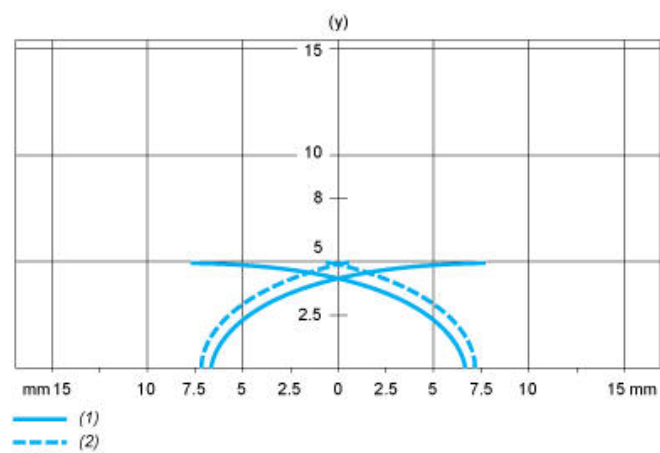


PNP 4-wire



Performance Curves

Standard Steel Target : 18x18x1 mm



- (1) Pick-up points
- (2) Drop-out points (object approaching from the side)
- (y) Sensing distance in mm