

XS4P12AB110

Inductive proximity sensors XS, inductive sensor XS4 M12, L50mm, PBT, Sn4mm, 24...48 VDC, cable 2 m



Main

Range of product	Telemecanique Inductive proximity sensors XS
Series name	Application
Sensor type	Inductive proximity sensor
Electrical circuit type	Analog output
Sensor name	XS4
Sensor design	Cylindrical M12
Size	54 mm
Body type	Fixed
Detector flush mounting acceptance	Non flush mountable
Material	Plastic
Type of output signal	Analogue
Wiring technique	3-wire
[Sn] nominal sensing distance	4 mm
Discrete output function	1 NC
Output circuit type	DC
Analogue output range	0...10 V
Electrical connection	Cable
Cable length	2 m
[Us] rated supply voltage	24...48 V DC
IP degree of protection	IP67 conforming to IEC 60529

Complementary

Thread type	M12 x 1
Detection face	Frontal
Front material	PBT
Enclosure material	PBT
Operating zone	0.4...4 mm
Repeat accuracy	<= 3% of Sr
Linearity error	+/- 2 mA
Cable composition	3 x 0.34 mm ²
Wire insulation material	PVC
Supply voltage limits	15...58 V DC
Switching frequency	<= 1500 Hz
Current consumption	4 mA no-load
Maximum output current drift	10 %
Marking	CE
Threaded length	42 mm
Height	12 mm
Length	54 mm
Net weight	0.065 kg


Environment

Product certifications	CSA[RETURN]CCC[RETURN]UL
Ambient air temperature for operation	-25...70 °C

Packing Units

Unit Type of Package 1	PCE
Number of Units in Package 1	1
Package 1 Height	2.900 cm
Package 1 Width	13.900 cm
Package 1 Length	14.100 cm
Package 1 Weight	72.000 g
Unit Type of Package 2	S02
Number of Units in Package 2	22
Package 2 Height	15 cm
Package 2 Width	30 cm
Package 2 Length	40 cm
Package 2 Weight	1.904 kg

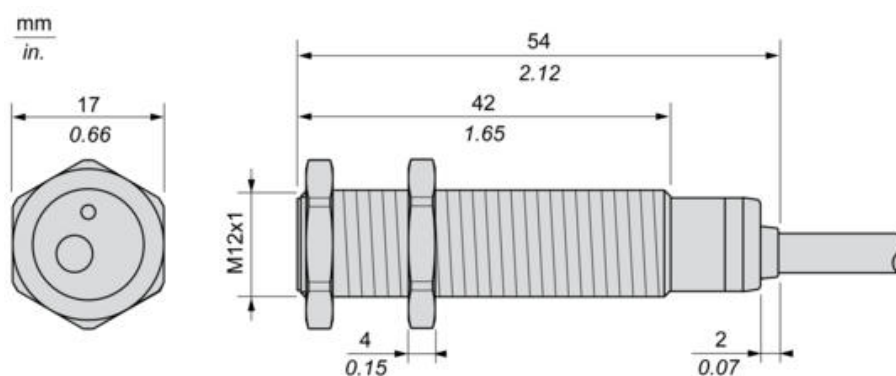
Offer Sustainability

Sustainable offer status	Green Premium product
Circularity Profile	 End of Life Information
California proposition 65	WARNING: This product can expose you to chemicals including: Diisononyl phthalate (DINP), which is known to the State of California to cause cancer, and Di-isodecyl phthalate (DIDP), which is known to the State of California to cause birth defects or other reproductive harm. For more information go to www.P65Warnings.ca.gov
For all Reach Rohs enquiries contact us at	sustainability@tesensors.com

Contractual warranty

Warranty	18 months
----------	-----------

Dimensions



Minimum Mounting Distances

Side by side



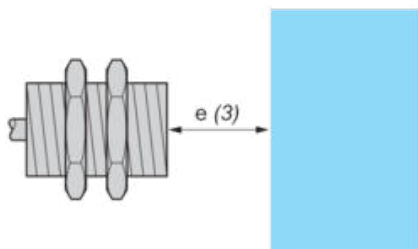
$$e (1) \geq 16 \text{ mm}/0.63 \text{ in.}$$

Face to face



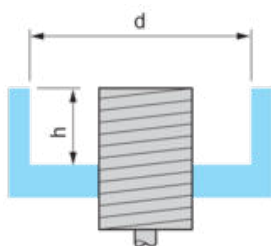
$$e (2) \geq 48 \text{ mm}/1.89 \text{ in.}$$

Facing a metal object



$$e (3) \geq 12 \text{ mm}/0.47 \text{ in.}$$

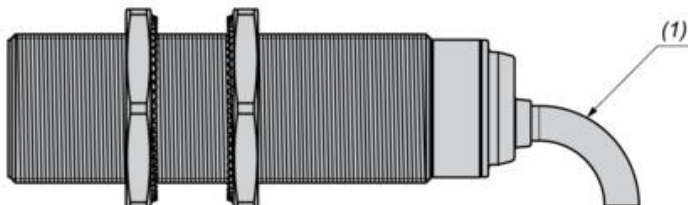
Mounted in a metal support



$$d \geq 36 \text{ mm}/1.42 \text{ in.}$$

$$h \geq 8 \text{ mm}/0.31 \text{ in.}$$

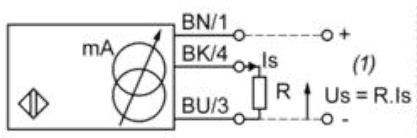
Mounting



(1) Bending cable: 4 x external cable diameter

Wiring Schemes

3-Wire connection



(1) Voltage output

BN : Brown

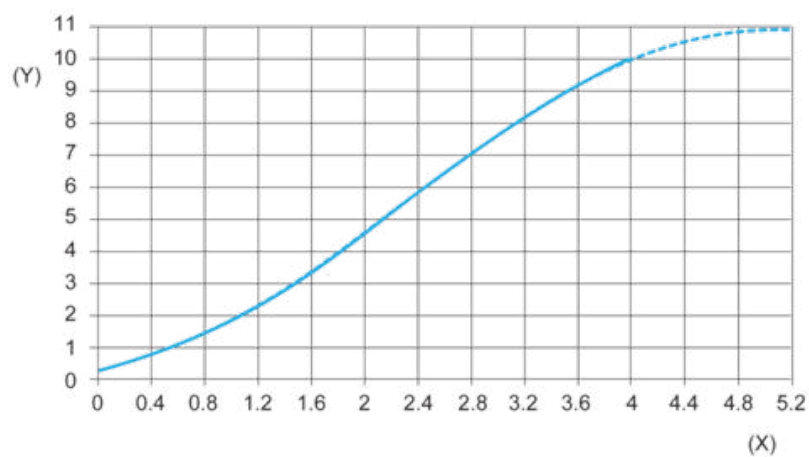
BK : Black

BU : Blue

	Output current	Load impedance value	Output voltage	Load impedance value
24 V	0...10 mA	$R \leq 1500 \Omega$	0...10 V	$R = 1000 \Omega$
48 V	0...10 mA	$R \leq 3300 \Omega$	0...10 V	$R = 1000 \Omega$

Ensure a minimum of 5 V between the + and the sensor output (terminal 4).

Output Curves



(Y) Is (mA)

(X) Sensors - object distance (mm)