

XS7D1A3CAM12DIN

Inductive proximity sensors XS, inductive sensor XS7 80x80x26, PBT, Sn50mm, 10...48 VDC, M12



Main

Range of product	Telemecanique Inductive proximity sensors XS
Series name	Application
Sensor type	Inductive proximity sensor
Device application	-
Sensor name	XS7
Sensor design	Flat form 80 x 80 x 40
Size	40 mm
Body type	Fixed clippable onto DIN rail
Detector flush mounting acceptance	Flush mountable
Material	Plastic
Enclosure material	PBT
Type of output signal	Discrete
Wiring technique	2-wire
[Sn] nominal sensing distance	50 Mm flush mountable 50 mm non flush mountable
Discrete output function	1 NO
Output circuit type	DC
Electrical connection	Male connector M12, 4 pins
[Us] rated supply voltage	10...48 V DC with reverse polarity protection
Switching capacity in mA	1.5...300 mA with overload and short-circuit protection
IP degree of protection	IP67 double insulation conforming to IEC 60529

Complementary

Detection face	Frontal
Front material	PBT
Operating zone	0...40 mm
Differential travel	1...15% of Sr
Repeat accuracy	3% of Sr
Status LED	Output state: 1 LED (yellow)
Supply voltage limits	10...58 V DC
Maximum residual current	0.5 mA open state
Switching frequency	<= 100 Hz
Maximum voltage drop	<4.5 V (closed)
Maximum delay first up	10 ms
Maximum delay response	2 ms
Maximum delay recovery	5 ms
Marking	CE
Depth	40 mm
Height	80 mm
Width	80 mm
Net weight	0.374 kg

Environment

Ambient air temperature for operation	-25...70 °C
Ambient air temperature for storage	-40...85 °C
Vibration resistance	25 gn amplitude = +/- 2 mm (f = 10...55 Hz) conforming to IEC 60068-2-6
Shock resistance	50 gn for 11 ms conforming to IEC 60068-2-27

Packing Units

Unit Type of Package 1	PCE
Number of Units in Package 1	1
Package 1 Height	4.3 cm
Package 1 Width	9.6 cm
Package 1 Length	13.2 cm
Package 1 Weight	345.0 g
Unit Type of Package 2	S02
Number of Units in Package 2	22
Package 2 Height	15.0 cm
Package 2 Width	30.0 cm
Package 2 Length	40.0 cm
Package 2 Weight	8.045 kg

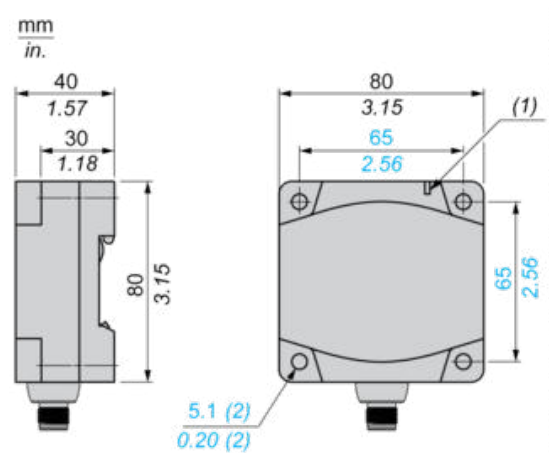
Offer Sustainability

Sustainable offer status	Green Premium product
Circularity Profile	No need of specific recycling operations
California proposition 65	WARNING: This product can expose you to chemicals including: Diisononyl phthalate (DINP), which is known to the State of California to cause cancer, and Di-isodecyl phthalate (DIDP), which is known to the State of California to cause birth defects or other reproductive harm. For more information go to www.P65Warnings.ca.gov
For all Reach Rohs enquiries contact us at	sustainability@tesensors.com

Contractual warranty

Warranty	18 months
----------	-----------

Dimensions



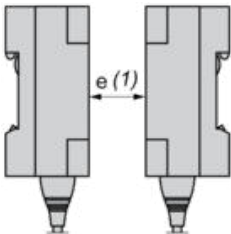
(1) Output LED

(2) For CHC type screws

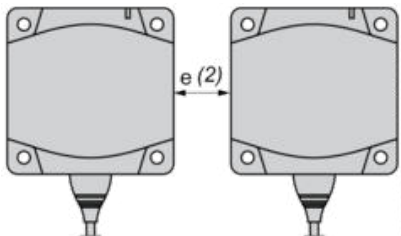
Setting-up

Minimum Mounting Distances (mm)

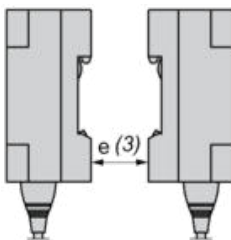
Face to Face



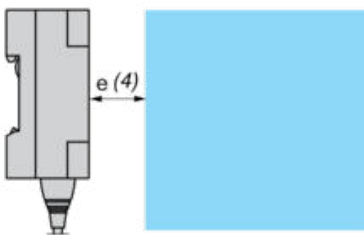
Side by Side



Back to back



Facing a Metal Object

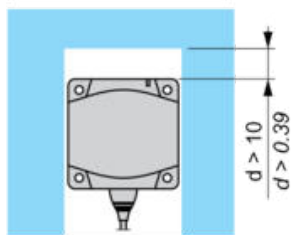


	e (1)	e (2)	e (3)	e (4)
Flush mounted	450	140	90	150
Not flush mounted	450	180	180	150

Flush Conditions

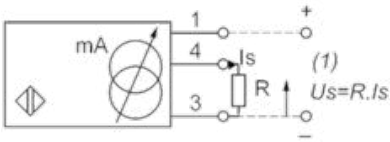
In A37 Steel

mm
in.



Wiring Schemes

3-Wire Connection



(1) Voltage output

Ensure a minimum of 5 V between the + (terminal 1) and the sensor output (terminal 4)

	Output current	Load impedance value	Output voltage	Load impedance value
24 V	0...10 mA	$R \leq 1400 \, \Omega$	0...10 V	$R = 1000 \, \Omega$

M8

