

# XS9C2A2A1M12

Inductive proximity sensors XS, inductive sensor XS9 40x40x70, PBT, Sn25 mm, 24 VDC, M12



## Main

Range of product	Telemecanique Inductive proximity sensors XS
Series name	General purpose
Sensor type	Inductive proximity sensor
Device application	-
Sensor name	XS9
Sensor design	Form 40 x 40 x 70
Size	70 mm
Body type	Fixed
Detector flush mounting acceptance	Non flush mountable
Material	Plastic
Enclosure material	PBT
Type of output signal	Analogue
Wiring technique	3-wire
[Sn] nominal sensing distance	25 mm
Output circuit type	DC
Analogue output range	0...10 V
Electrical connection	Male connector M12, 4 pins
[Us] rated supply voltage	24 V DC with reverse polarity protection
IP degree of protection	IP67 conforming to IEC 60529 IP65 conforming to IEC 60529 IP69K conforming to DIN 40050

## Complementary

Detection face	5 positions turret head
Front material	PBT
Operating zone	2...27 mm
Linearity error	<= 3% of Sr
Maximum output current drift	5 %
Status LED	Output state: 1 LED (yellow)
Supply voltage limits	15...36 V DC
Current consumption	0...4 mA no-load
Maximum delay first up	7.5 ms
Maximum delay response	6 ms
Maximum delay recovery	6 ms
Marking	CE
Height	40 mm
Length	40 mm
Width	70 mm
Net weight	0.149 kg

The information provided in this documentation contains general descriptions and/or technical characteristics of the performance of the products contained herein. This documentation is not intended as a substitute for and is not to be used for determining suitability or reliability of these products for specific user applications. It is the duty of any such user or integrator to perform the appropriate and complete risk analysis, evaluation and testing of the products with respect to the relevant specific application or use thereof. Neither TWSS Holding nor any of its affiliates or subsidiaries shall be responsible or liable for misuse of the information contained herein.

## Environment

Product certifications	UL[RETURN]CSA
Ambient air temperature for operation	-25...70 °C
Ambient air temperature for storage	-40...85 °C
Vibration resistance	25 gn amplitude = +/- 2 mm (f = 10...55 Hz) conforming to IEC 60068-2-6
Shock resistance	50 gn for 11 ms conforming to IEC 60068-2-27

## Packing Units

Unit Type of Package 1	PCE
Number of Units in Package 1	1
Package 1 Height	4.5 cm
Package 1 Width	4.1 cm
Package 1 Length	8.7 cm
Package 1 Weight	148.0 g
Unit Type of Package 2	S02
Number of Units in Package 2	42
Package 2 Height	15.0 cm
Package 2 Width	30.0 cm
Package 2 Length	40.0 cm
Package 2 Weight	6.671 kg
Unit Type of Package 3	PAL
Number of Units in Package 3	672
Package 3 Height	70.0 cm
Package 3 Width	60.0 cm
Package 3 Length	80.0 cm
Package 3 Weight	111.552 kg

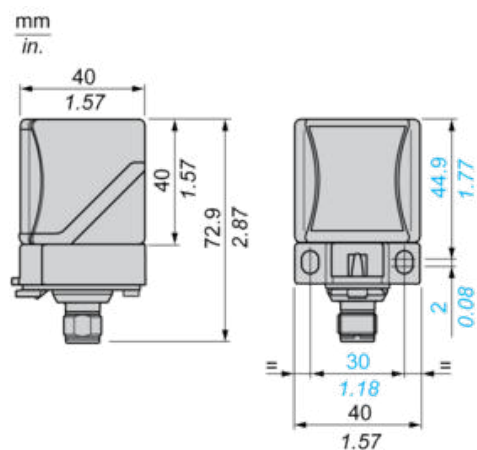
## Offer Sustainability

Circularity Profile	No need of specific recycling operations
California proposition 65	WARNING: This product can expose you to chemicals including: Diisononyl phthalate (DINP), which is known to the State of California to cause cancer, and Di-isodecyl phthalate (DIDP), which is known to the State of California to cause birth defects or other reproductive harm. For more information go to <a href="http://www.P65Warnings.ca.gov">www.P65Warnings.ca.gov</a>
For all Reach Rohs enquiries contact us at	<a href="mailto:sustainability@tesensors.com">sustainability@tesensors.com</a>

## Contractual warranty

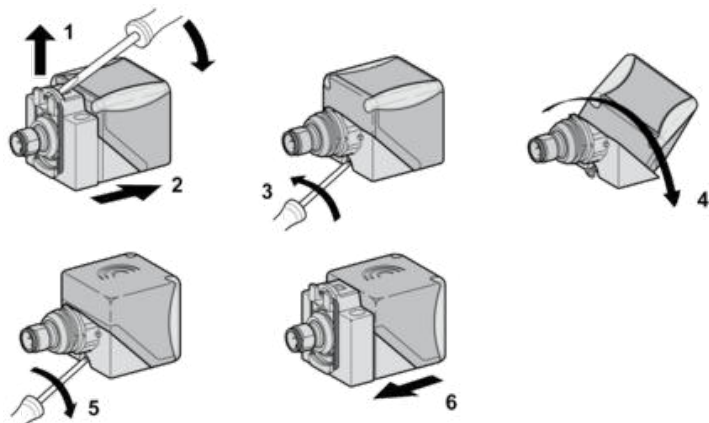
Warranty	18 months
----------	-----------

## Dimensions



## Mounting

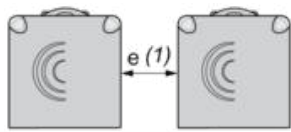
### Head Positions



### Setting-up Precautions

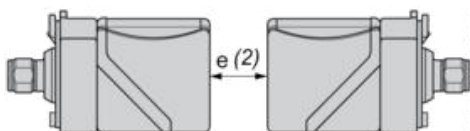
#### Minimum Mounting Distances (mm)

Side by Side



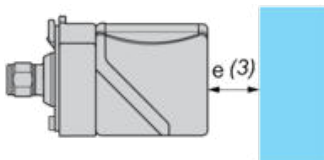
$$e (1) \geq 120$$

Face to Face



$$e (2) \geq 240$$

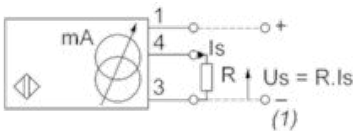
Facing a Metal Object



$$e (3) \geq 90$$

# Wiring Schemes

## 3-Wire



(1) Output voltage

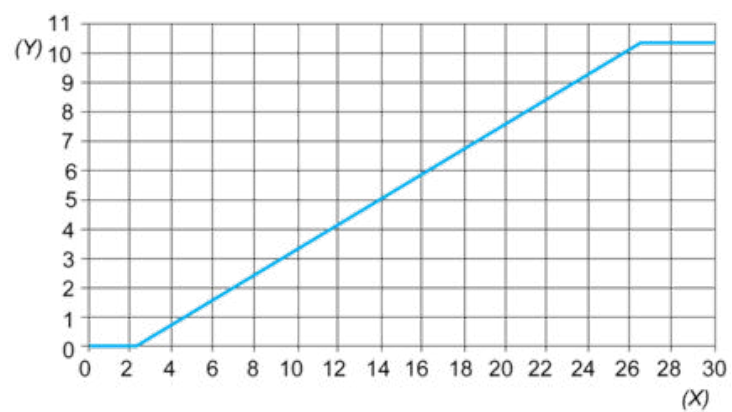
Ensure a minimum of 5 V between the + and the sensor output (terminal 4)

	Output current	Load impedance value	Output voltage	Load impedance value
12 V	0...10 mA	$R \leq 630 \, \Omega$	-	-
24 V	0...10 mA	$R \leq 1500 \, \Omega$	0...10 V	$R = 1000 \, \Omega$

---

Analogue Outputs

---



(Y) Output current (V)

(X) Sensing distance (mm)