

XS9C2A2A2M12

Inductive proximity sensors XS, inductive sensor XS9 40x40x70, PBT, Sn25 mm, 12...24 VDC, M12



Main

Range of product	Telemecanique Inductive proximity sensors XS
Series name	General purpose
Sensor type	Inductive proximity sensor
Device application	-
Sensor name	XS9
Sensor design	Form 40 x 40 x 70
Size	70 mm
Body type	Fixed
Detector flush mounting acceptance	Non flush mountable
Material	Plastic
Enclosure material	PBT
Type of output signal	Analogue
Wiring technique	2-wire
[Sn] nominal sensing distance	25 mm
Output circuit type	DC
Analogue output range	4...20 mA
Electrical connection	Male connector M12, 4 pins
[Us] rated supply voltage	12...24 V DC with reverse polarity protection
IP degree of protection	IP67 conforming to IEC 60529 IP65 conforming to IEC 60529 IP69K conforming to DIN 40050

Complementary

Detection face	5 positions turret head
Front material	PBT
Operating zone	2...27 mm
Linearity error	<= 3% of Sr
Maximum output current drift	5 %
Status LED	Output state: 1 LED (yellow)
Supply voltage limits	12...36 V DC
Current consumption	0...4 mA no-load
Maximum delay first up	7.5 ms
Maximum delay response	6 ms
Maximum delay recovery	6 ms
Marking	CE
Height	40 mm
Length	40 mm
Width	70 mm
Net weight	0.149 kg

Environment

Product certifications	CSA[RETURN]UL
Ambient air temperature for operation	-25...70 °C
Ambient air temperature for storage	-40...85 °C
Vibration resistance	25 gn amplitude = +/- 2 mm (f = 10...55 Hz) conforming to IEC 60068-2-6
Shock resistance	50 gn for 11 ms conforming to IEC 60068-2-27

Packing Units

Unit Type of Package 1	PCE
Number of Units in Package 1	1
Package 1 Height	4.6 cm
Package 1 Width	4.2 cm
Package 1 Length	8.7 cm
Package 1 Weight	150.0 g
Unit Type of Package 2	S02
Number of Units in Package 2	42
Package 2 Height	15.0 cm
Package 2 Width	30.0 cm
Package 2 Length	40.0 cm
Package 2 Weight	6.783 kg
Unit Type of Package 3	P06
Number of Units in Package 3	672
Package 3 Height	80.0 cm
Package 3 Width	80.0 cm
Package 3 Length	60.0 cm
Package 3 Weight	109.86 kg

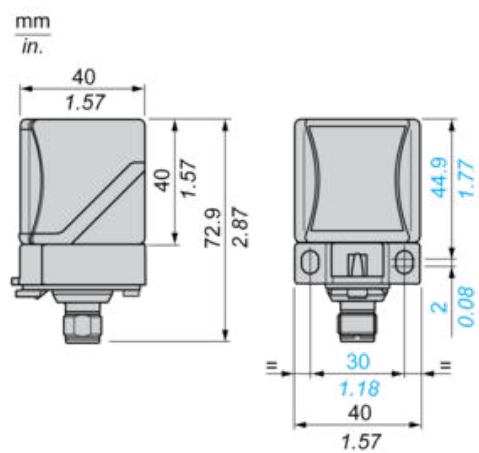
Offer Sustainability

Circularity Profile	No need of specific recycling operations
California proposition 65	WARNING: This product can expose you to chemicals including: Diisononyl phthalate (DINP), which is known to the State of California to cause cancer, and Di-isodecyl phthalate (DIDP), which is known to the State of California to cause birth defects or other reproductive harm. For more information go to www.P65Warnings.ca.gov
For all Reach Rohs enquiries contact us at	sustainability@tesensors.com

Contractual warranty

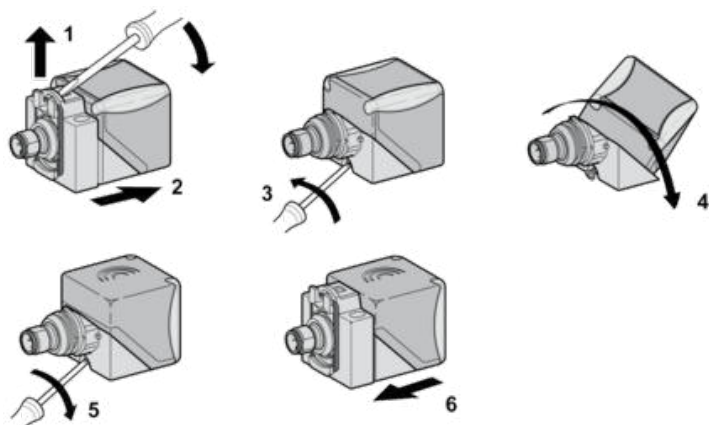
Warranty	18 months
----------	-----------

Dimensions



Mounting

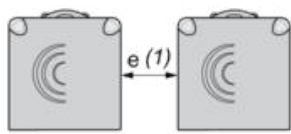
Head Positions



Setting-up Precautions

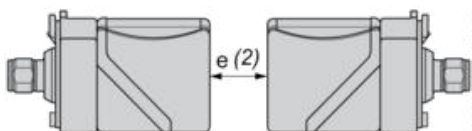
Minimum Mounting Distances (mm)

Side by Side



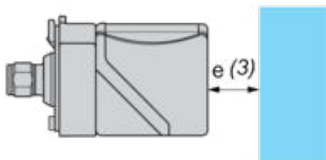
$$e(1) \geq 120$$

Face to Face



$$e(2) \geq 240$$

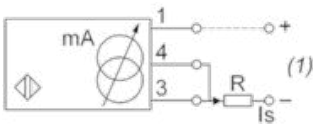
Facing a Metal Object



$$e(3) \geq 90$$

Wiring Schemes

2-Wire

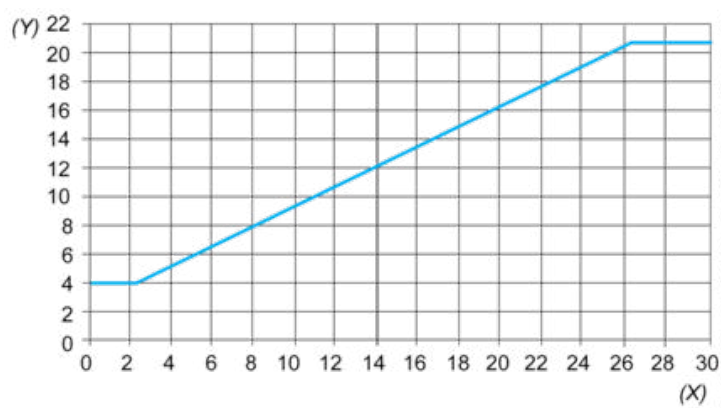


(1) Output current

Ensure a minimum of 10 V between the + and the - (terminal 3) of the sensor

	Output current	Load impedance value
12 V	4...20 mA	$R \leq 82 \, \Omega$
24 V	4...20 mA	$R \leq 560 \, \Omega$

Analogue Outputs



(Y) Output current (mA)

(X) Sensing distance (mm)