

# XU2S18PP340WL5

Safety thru beam pair photo electric sensors,  
Preventa Safety detection, security light curtain  
XU2 S, of body, 750...1200 mm, 12...24 V



## Main

Range of product	Telemecanique Safety light curtains XUSL
Product or component type	Safety thru-beam pair photo-electric sensors
Device short name	XU2S
Output type	1 safety outputs OSSD PNP
[Sn] nominal sensing distance	8 m

## Complementary

Detection system	Transmitter-receiver system
[Us] rated supply voltage	12...24 V DC 10...30 V reverse polarity protection
Current consumption	<= 35 mA no-load
Maximum voltage drop	<1.5 V (closed)
Switching capacity in mA	<= 100 mA (overload and short-circuit protection)
Switching frequency	500 Hz maximum
Electrical connection	Pre-cabled
Line of sight type	90° to case axis
Maximum delay response	1 ms
Maximum delay recovery	1 ms
Cable outer diameter	5 mm
Cable length	5 m
Cable composition	3 x 0.34 mm <sup>2</sup> for transmitter 4 x 0.34 mm <sup>2</sup> for receiver
Tightening torque	24 N.m fixing nut
Function available	Built-in muting function Light or dark programmable switching
Marking	CE
Material	Nickel plated brass: case PMMA (polymethyl methacrylate): lenses
Net weight	0.485 kg

## Environment

Standards	EN/IEC 60825-1 EN/IEC 61496-2 EN/IEC 61496-1
Safety level	Can reach PL = c associated with module XPSCM correctly wired conforming to EN/ISO 13849-1 Can reach category 2 associated with module XPSCM correctly wired conforming to EN/ISO 13849-1 Type 2 conforming to IEC 61496-1-2
Ambient air temperature for operation	-25...55 °C
Safety reliability data	PFH = 5.5E-7 1/h conforming to IEC 61508 with muting function PFH = 4.6E-7 1/h conforming to IEC 61508
Ambient air temperature for storage	-40...70 °C
IP degree of protection	IP67 conforming to EN/IEC 60529

Shock resistance	30 gn 3 axes : 3 times conforming to EN/IEC 60068-2-27
Vibration resistance	7 gn (f= 10...55 Hz) conforming to EN/IEC 60068-2-6

## Packing Units

Unit Type of Package 1	PCE
Number of Units in Package 1	1
Package 1 Height	6.6 cm
Package 1 Width	9.4 cm
Package 1 Length	13.0 cm
Package 1 Weight	435.0 g
Unit Type of Package 2	S02
Number of Units in Package 2	14
Package 2 Height	15.0 cm
Package 2 Width	30.0 cm
Package 2 Length	40.0 cm
Package 2 Weight	6.4 kg

## Offer Sustainability

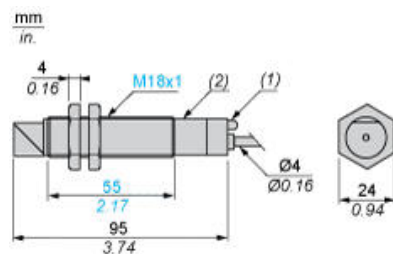
Sustainable offer status	Green Premium product
California proposition 65	WARNING: This product can expose you to chemicals including: Diisononyl phthalate (DINP), which is known to the State of California to cause cancer, and Diisodecyl phthalate (DIDP), which is known to the State of California to cause birth defects or other reproductive harm. For more information go to <a href="http://www.P65Warnings.ca.gov">www.P65Warnings.ca.gov</a>
For all Reach Rohs enquiries contact us at	<a href="mailto:sustainability@tesensors.com">sustainability@tesensors.com</a>

## Contractual warranty

Warranty	18 months
----------	-----------

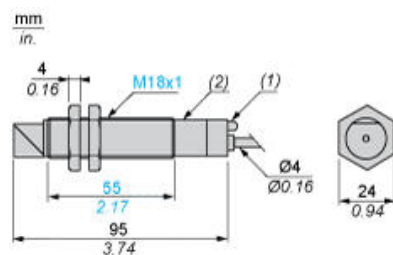
## Dimensions

### Receiver



- (1) LED
- (2) Potentiometer

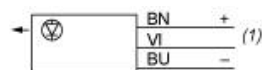
### Transmitter



- (1) LED
- (2) Potentiometer

## Wiring Schemes (3-wire DC)

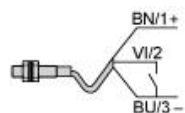
### Transmitter



BU : Blue  
BN : Brown  
VI : Violet  
(1) Test

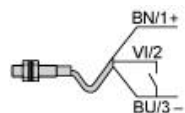
### Beam Break Test

Beam Made



BU : Blue  
BN : Brown  
VI : Violet

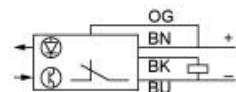
Beam Broken



BU : Blue  
BN : Brown  
VI : Violet

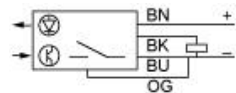
### Receiver

Light switching (no object present). PNP output



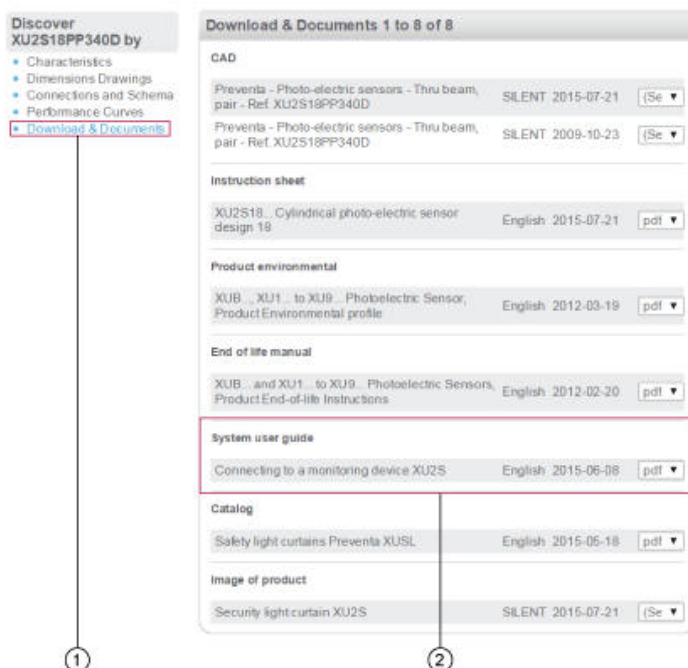
BN : Brown  
BU : Blue  
BK : Black  
OG : Orange

Dark switching (no object present). PNP output



BN : Brown  
BU : Blue  
BK : Black  
OG : Orange

## Connecting to a Safety Module

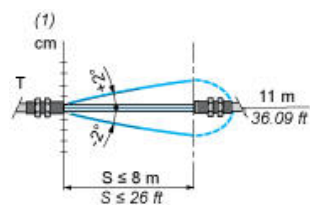


- 1 : Click on Download & Documents
- 2 : Click on System user guide

To have all connection schematics concerning our safety module, select "download and document" and download the file "Connecting to a monitoring device XU2S"

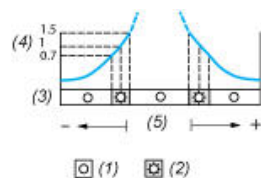
## Curves

### Infrared Detection Curve



(1) Ø of beam

### Verification of Correct Operation



- (1) LED off
- (2) LED on
- (3) Red LED
- (4) Signal level
- (5) Optimum alignment