



Main

Range of product	Telemecanique Photoelectric sensors XU
Series name	Application assembly
Electronic sensor type	Photo-electric sensor transmitter
Sensor name	XUA
Sensor design	Cylindrical M8
Detection system	Thru beam
Material	Metal
Line of sight type	Axial
Supply circuit type	DC
Wiring technique	3-wire
Electrical connection	1 male connector M8, 3 pins
Emission	Infrared thru beam
[Sn] nominal sensing distance	2 m thru beam need a receiver

Complementary

Enclosure material	Nickel plated brass
Lens material	PMMA
Add on input	Test by emission breaking
[Us] rated supply voltage	12...24 V DC with reverse polarity protection
Supply voltage limits	10...30 V DC
Current consumption	<= 15 mA
Maximum delay first up	20 ms
Setting-up	Without sensitivity adjustment
Diameter	8 mm
Length	47 mm
Net weight	0.015 kg

Environment

Product certifications	CE[RETURN]cULus
Ambient air temperature for operation	-25...55 °C
Ambient air temperature for storage	-30...70 °C
Vibration resistance	7 gn, amplitude = +/- 1 mm (f = 10...55 Hz) conforming to IEC 60068-2-6
Shock resistance	30 gn (duration = 11 ms) conforming to IEC 60068-2-27
IP degree of protection	IP65 conforming to IEC 60529

Packing Units

Unit Type of Package 1	PCE
Number of Units in Package 1	1
Package 1 Height	4.3 cm
Package 1 Width	6.5 cm
Package 1 Length	9.5 cm
Package 1 Weight	31.0 g
Unit Type of Package 2	S01
Number of Units in Package 2	24
Package 2 Height	15.0 cm
Package 2 Width	15.0 cm

Package 2 Length	40.0 cm
Package 2 Weight	886.0 g

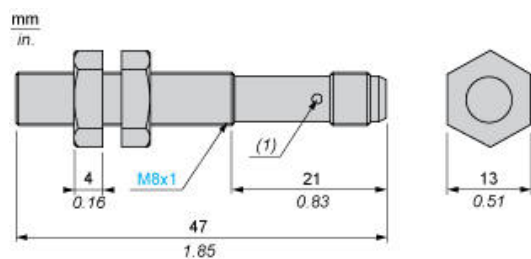
Offer Sustainability

California proposition 65	WARNING: This product can expose you to chemicals including: Diisononyl phthalate (DINP), which is known to the State of California to cause cancer, and Di-isodecyl phthalate (DIDP), which is known to the State of California to cause birth defects or other reproductive harm. For more information go to www.P65Warnings.ca.gov
For all Reach Rohs enquiries contact us at	sustainability@tesensors.com

Contractual warranty

Warranty	18 months
----------	-----------

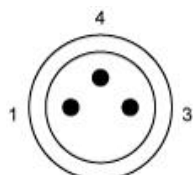
Dimensions



(1) LED, 4 viewing ports at 90°
Note Fixing nut tightening torque : <2N.m

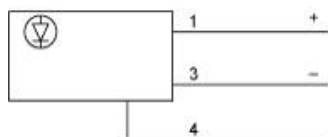
Wiring Schemes

M8 Connector

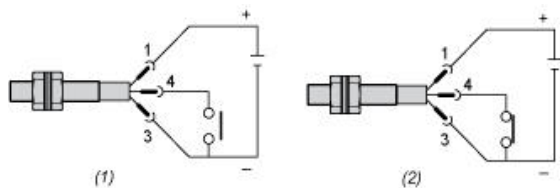


- 1 : (+)
3 : (-)
4 : OUT or test

Transmitter

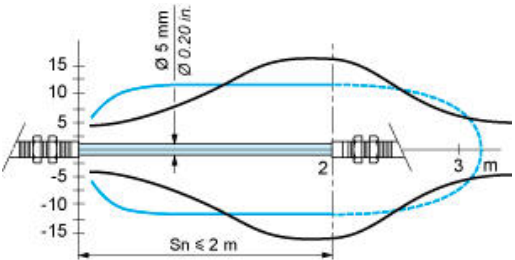


Beam Break Test

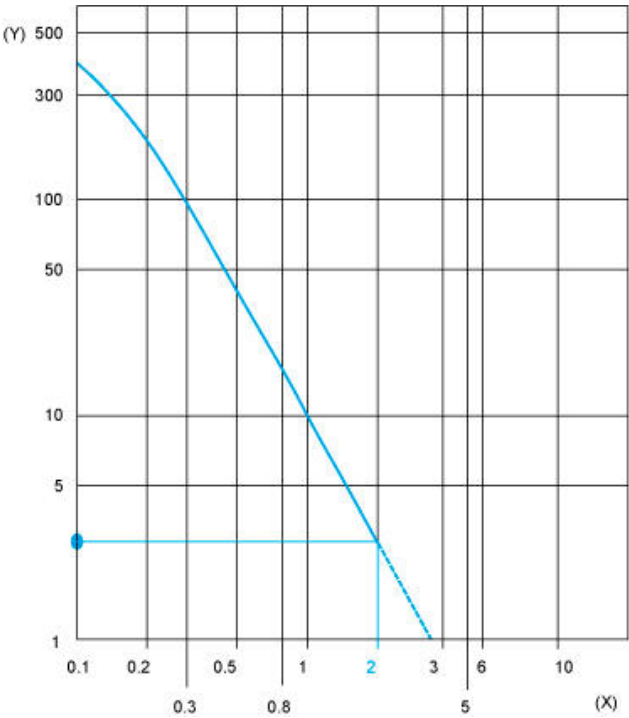


- (1) Beam made LED on (steady light)
(2) Beam broken LED flashing

Detection Curves



Excess Gain Curves (Ambient temperature: $\pm 25^\circ\text{C}$)



(Y) Gain
(X) Distance (m)