

Photoelectric sensors XU, XUB, thru beam, laser, Sn 100 m, 12...24 VDC, cable 2 m



Main

| | |
|-------------------------------|--|
| Range of product | Telemecanique Photoelectric sensors XU |
| Series name | Application material handling |
| Electronic sensor type | Photo-electric sensor |
| Sensor name | XUB |
| Sensor design | Cylindrical M18 |
| Detection system | Thru beam |
| Material | Plastic |
| Type of output signal | Discrete |
| Supply circuit type | DC |
| Wiring technique | 3-wire |
| Discrete output type | NPN |
| Discrete output function | 1 NO or 1 NC programmable |
| Electrical connection | Cable |
| Cable length | 2 m |
| Emission | Red laser class 1 670 nm conforming to IEC 825-1 |
| [Sn] nominal sensing distance | 100 m |

Complementary

| | |
|--------------------------------|---|
| Enclosure material | PBT |
| Lens material | PMMA |
| Blind zone | 0 mm |
| Output type | Solid state |
| Status LED | Supply on and teaching: 1 LED (green) Stability: 1 LED (red) Output state and alignment aid: 1 LED (yellow) |
| [Us] rated supply voltage | 12...24 V DC with reverse polarity protection |
| Supply voltage limits | 10...30 V DC |
| Switching capacity in mA | <= 100 mA (overload and short-circuit protection) |
| Switching frequency | 1500 Hz |
| Maximum voltage drop | <1.5 V (closed state) |
| Current consumption | 25 mA no-load |
| Maximum power consumption in W | 1 W |
| Maximum delay first up | 80 ms |
| Maximum delay response | 0.4 ms |
| Maximum delay recovery | 0.4 ms |
| Setting-up | With sensitivity adjustment |
| Net weight | 0.18 kg |
| Kit composition | Transmitter + receiver XUBLAKCNL2T + XUBLANCNL2R |

Environment

| | |
|---------------------------------------|--|
| Product certifications | UL[RETURN]CSA[RETURN]CE |
| Ambient air temperature for operation | -10...45 °C |
| Ambient air temperature for storage | -40...70 °C |
| Vibration resistance | 7 gn, amplitude = +/- 0.75 mm (f = 10...55 Hz) conforming to IEC 60068-2-6 |
| Shock resistance | 30 gn (duration = 11 ms) conforming to IEC 60068-2-27 |
| IP degree of protection | IP67 conforming to IEC 60529 (double insulation) |

Packing Units

| | |
|------------------------------|---------|
| Unit Type of Package 1 | PCE |
| Number of Units in Package 1 | 1 |
| Package 1 Height | 3.6 cm |
| Package 1 Width | 7.0 cm |
| Package 1 Length | 13.0 cm |
| Package 1 Weight | 180.0 g |

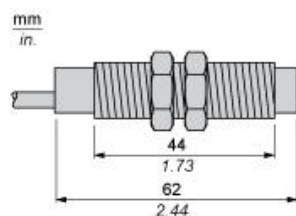
Offer Sustainability

| | |
|--|---|
| Sustainable offer status | Green Premium product |
| California proposition 65 | WARNING: This product can expose you to chemicals including: Diisononyl phthalate (DINP), which is known to the State of California to cause cancer, and Di-isodecyl phthalate (DIDP), which is known to the State of California to cause birth defects or other reproductive harm. For more information go to www.P65Warnings.ca.gov |
| For all Reach Rohs enquiries contact us at | sustainability@tesensors.com |

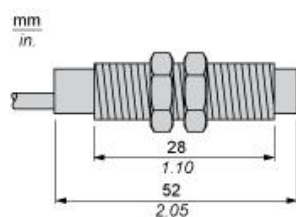
Contractual warranty

| | |
|----------|-----------|
| Warranty | 18 months |
|----------|-----------|

Dimensions

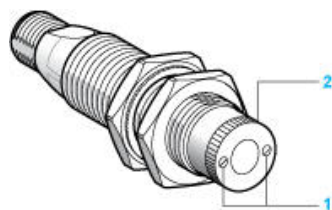


Dimensions



Mounting

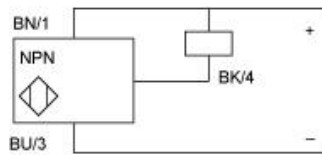
Adjustment



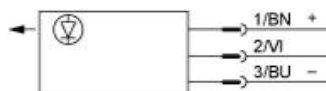
- (1) Adjust the focusing point of the laser beam by rotating the serrated sleeve
- (2) Located on the face of the sensor. Re-tighten fixing screws

Wiring Schemes

NPN



Transmitter



(+) Brown

BN :

(-) Blue

BU :

(Output) BK :

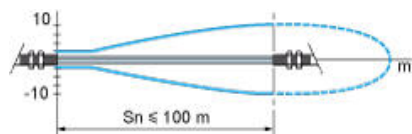
BK :

Input Not connected: beam made, connected to (-): beam broken

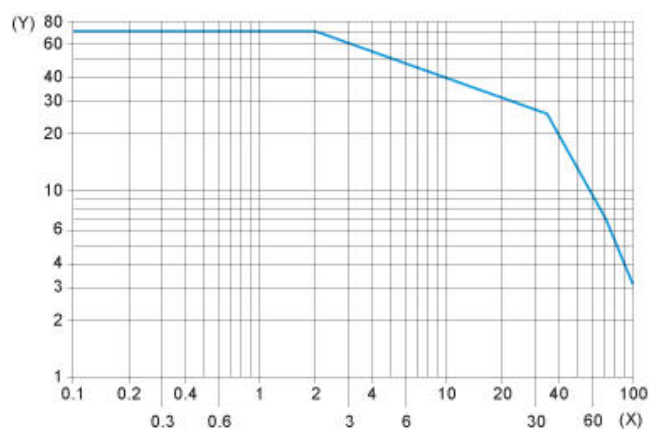
2/VI :

Curves

Detection Curve (Set to Infinity)



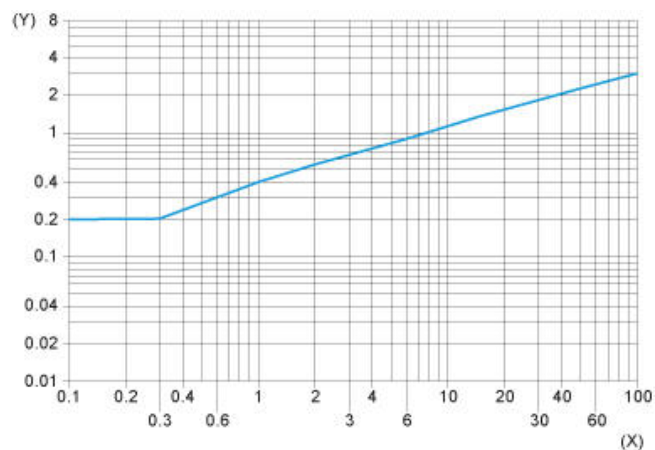
Excess Gain Curve



(X) Distance (m)

(Y) Gain

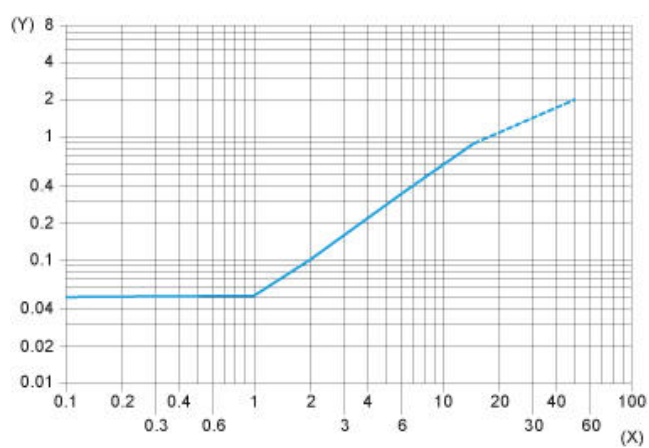
Standard Curve



(X) Distance focusing point (m)

(Y) Minimum size of the object to be detected (mm)

Detection Limit Curve



(X) Distance focusing point (m)

(Y) Minimum size of the object to be detected (mm)