



Main

Range of product	Telemecanique Photoelectric sensors XU
Series name	Application material handling
Electronic sensor type	Photo-electric sensor transmitter
Sensor name	XUB
Sensor design	Cylindrical M18
Detection system	Thru beam
Material	Metal
Supply circuit type	DC
Wiring technique	3-wire
Electrical connection	Cable
Cable length	2 m
Product specific application	-
Emission	Red laser thru beam class 1 670 nm conforming to IEC 60825-1
[Sn] nominal sensing distance	0...100 m thru beam need a receiver

Complementary

Enclosure material	Nickel plated brass
Lens material	PMMA
Add on input	Test by emission breaking
Wire insulation material	PvR
Status LED	1 LED (green) for supply on
[Us] rated supply voltage	12...24 V DC with reverse polarity protection
Supply voltage limits	10...30 V DC
Switching capacity in mA	<= 100 mA (overload and short-circuit protection)
Switching frequency	<= 1500 Hz
Maximum voltage drop	<1.5 V (closed state)
Current consumption	25 mA no-load
Maximum delay first up	80 ms
Maximum delay response	0.4 ms
Maximum delay recovery	0.4 ms
Diameter	18 mm
Length	52 mm
Net weight	0.11 kg

Environment

Product certifications	CSA[RETURN]CE[RETURN]UL
Ambient air temperature for operation	-10...45 °C
Ambient air temperature for storage	-40...70 °C
Vibration resistance	7 gn, amplitude = +/- 1.5 mm (f = 10...55 Hz) conforming to IEC 60068-2-6
Shock resistance	30 gn (duration = 11 ms) conforming to IEC 60068-2-27
IP degree of protection	IP67 double insulation conforming to IEC 60529

Packing Units

Unit Type of Package 1	PCE
Number of Units in Package 1	1
Package 1 Height	3.6 cm
Package 1 Width	7.0 cm
Package 1 Length	13.0 cm
Package 1 Weight	111.0 g

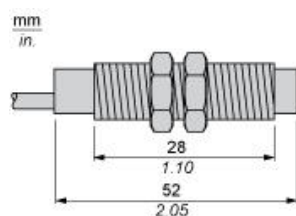
Offer Sustainability

Sustainable offer status	Green Premium product
California proposition 65	WARNING: This product can expose you to chemicals including: Diisononyl phthalate (DINP), which is known to the State of California to cause cancer, and Di-isodecyl phthalate (DIDP), which is known to the State of California to cause birth defects or other reproductive harm. For more information go to www.P65Warnings.ca.gov
For all Reach Rohs enquiries contact us at	sustainability@tesensors.com

Contractual warranty

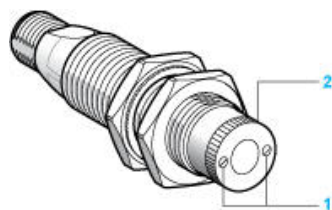
Warranty	18 months
----------	-----------

Dimensions



Mounting

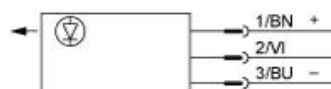
Adjustment



- (1) Adjust the focusing point of the laser beam by rotating the serrated sleeve
- (2) Located on the face of the sensor. Re-tighten fixing screws

Wiring Schemes

Transmitter



(+) Brown

BN :

(-) Blue

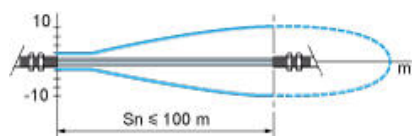
BU :

Input Not connected: beam made, connected to (-): beam broken

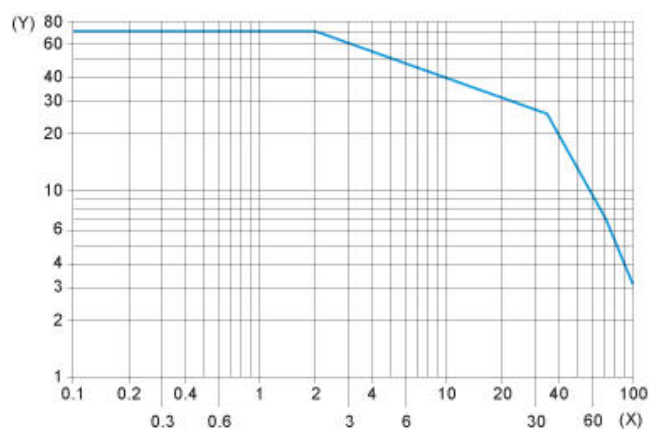
2/VI :

Curves

Detection Curve (Set to Infinity)



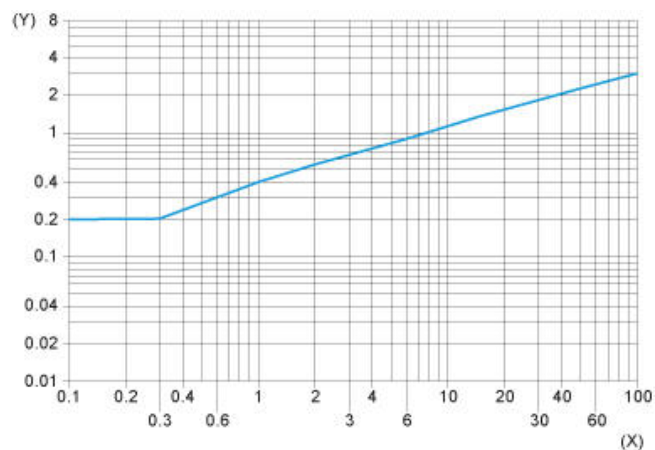
Excess Gain Curve



(X) Distance (m)

(Y) Gain

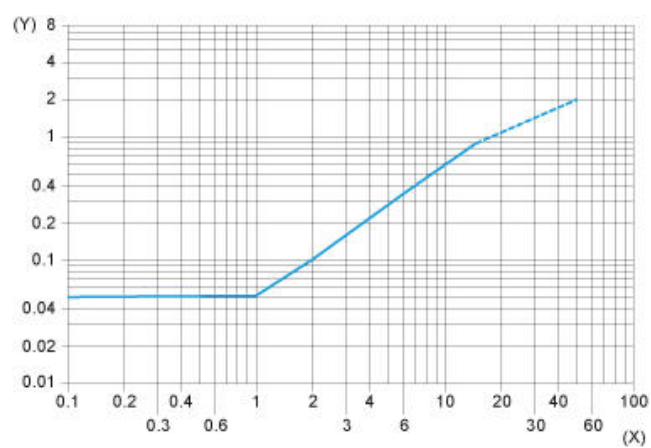
Standard Curve



(X) Distance focusing point (m)

(Y) Minimum size of the object to be detected (mm)

Detection Limit Curve



(X) Distance focusing point (m)

(Y) Minimum size of the object to be detected (mm)