

XUK9LAPSM12

Photoelectric sensors XU, photo electric laser sensor, XUK, polarised reflex, Sn 14 m, 10...30 VDC, M12



Main

Range of product	Telemecanique Photoelectric sensors XU
Series name	Application assembly Application material handling
Electronic sensor type	Photo-electric sensor
Sensor name	XUK
Sensor design	Compact 50 x 50
Detection system	Polarised reflex
Material	Plastic
Type of output signal	Discrete
Supply circuit type	DC
Wiring technique	4-wire
Discrete output type	PNP
Discrete output function	1 NO or 1 NC programmable
Electrical connection	1 male connector M12, 4 pins
Product specific application	-
Emission	Red laser polarised reflex class 1
[Sn] nominal sensing distance	12 m polarised reflex need reflector XUZC50HP

Complementary

Enclosure material	ABS/PC
Lens material	PMMA
Maximum sensing distance	14 m polarised reflex need reflector XUZC50HP
Output type	Solid state
Status LED	1 LED (yellow) for output state 1 LED (green/yellow) for supply on/output state
[Us] rated supply voltage	24 V DC with reverse polarity protection
Supply voltage limits	10...30 V DC
Switching capacity in mA	<= 100 mA (overload and short-circuit protection)
Switching frequency	<= 2000 Hz
Maximum voltage drop	<2 V
Current consumption	<= 60 mA no-load
Maximum delay first up	300 ms
Maximum delay response	2 ms
Maximum delay recovery	2 ms
Setting-up	Using teach button or remote teaching
Depth	50 mm
Height	50 mm
Width	23 mm
Net weight	0.035 kg

The information provided in this documentation contains general descriptions and/or technical characteristics of the performance of the products contained herein. This documentation is not intended as a substitute for and is not to be used for determining suitability or reliability of these products for specific user applications. It is the duty of any such user or integrator to perform the appropriate and complete risk analysis, evaluation and testing of the products with respect to the relevant specific application or use thereof. Neither TWSS Holding nor any of its affiliates or subsidiaries shall be responsible or liable for misuse of the information contained herein.

Environment

Product certifications	Ecolab[RETURN]CE[RETURN]cULus
Ambient air temperature for operation	-20...60 °C -20...50 °C
Ambient air temperature for storage	-20...80 °C
Vibration resistance	7 gn, amplitude = +/- 1.5 mm (f = 10...55 Hz) conforming to IEC 60068-2-6
Shock resistance	30 gn (duration = 11 ms) conforming to IEC 60068-2-27
IP degree of protection	IP67 conforming to IEC 60529 IP69K conforming to DIN 40050

Packing Units

Unit Type of Package 1	PCE
Number of Units in Package 1	1
Package 1 Height	2.8 cm
Package 1 Width	9.0 cm
Package 1 Length	6.0 cm
Package 1 Weight	48.0 g
Unit Type of Package 2	S01
Number of Units in Package 2	28
Package 2 Height	15.0 cm
Package 2 Width	15.0 cm
Package 2 Length	40.0 cm
Package 2 Weight	1.729 kg

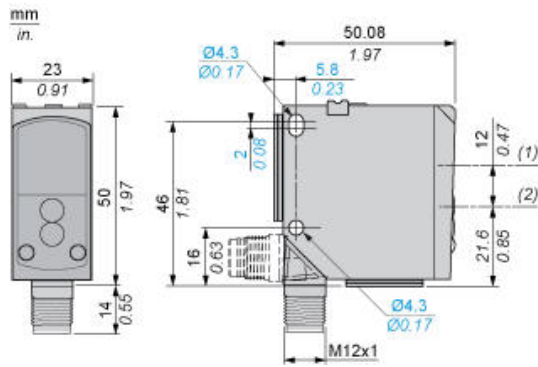
Offer Sustainability

California proposition 65	WARNING: This product can expose you to chemicals including: Diisononyl phthalate (DINP), which is known to the State of California to cause cancer, and Di-isodecyl phthalate (DIDP), which is known to the State of California to cause birth defects or other reproductive harm. For more information go to www.P65Warnings.ca.gov
For all Reach Rohs enquiries contact us at	sustainability@tesensors.com

Contractual warranty

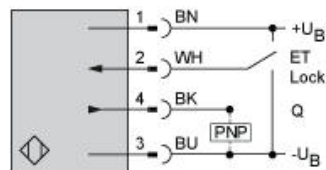
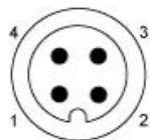
Warranty	18 months
----------	-----------

Dimensions



- (1) Receiver optical axis
- (2) Transmitter optical axis

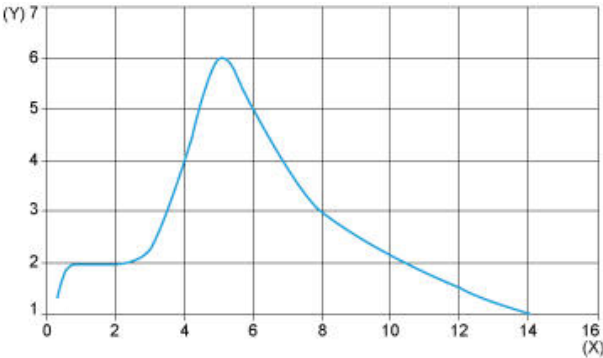
Wiring Schemes Using M12 Connector



- 1 : (+)
2 : ET/Lock (1)
3 : (-)
4 : Output
BN : Brown
WH : White
BU : Blue
BK : Black
+UB : External teach
-UB : Pushbutton locking
(1) ET/Lock. ET: External Teach, Lock: Pushbutton locking

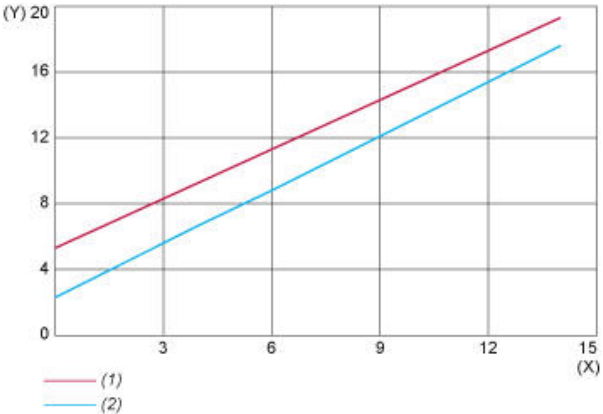
Curves

Excess Gain Curve



(X) Distance (m)
(Y) Gain

Size of Luminous Point



(X) Distance (m)
(Y) Size (mm)
(1) Vertical (Y)
(2) Horizontal (X)