

XUK9TAH2MM12

Photoelectric sensors XU, photo electric laser sensor, XUK, reflex, Sn 70 m, 2Q 1Qa 3IN, hoisting app



Main

Range of product	Telemecanique Photoelectric sensors XU
Series name	Application hoisting
Electronic sensor type	Photo-electric sensor
Sensor name	XUK
Sensor design	Compact 50 x 50
Detection system	Polarised reflex
Material	Plastic
Type of output signal	Analogue + discrete
Supply circuit type	DC
Wiring technique	8-wire
Discrete output type	PNP or NPN
Discrete output function	1 NO or 1 NC programmable
Analogue output range	4...20 mA
Electrical connection	1 male connector M12, 8 pins
Product specific application	Distance measurement on reflector
Emission	Red laser polarised reflex class 1 conforming to IEC 60825-1
[Sn] nominal sensing distance	70 m polarised reflex need reflector XUZC250

Complementary

Enclosure material	ABS/PC
Lens material	PMMA
Maximum sensing distance	70 m polarised reflex need reflector XUZC250
Output type	Solid state Analog
Output function governance	Light or dark programmable
Add on output	With alarm output
Add on input	Test by emission breaking
Status LED	1 LED (yellow) for output state 1 LED (green/yellow) for supply on/output state
[Us] rated supply voltage	12...24 V DC with reverse polarity protection
Supply voltage limits	10...30 V DC
Switching capacity in mA	<= 100 mA (overload and short-circuit protection)
Switching frequency	<= 1.5 kHz
Maximum voltage drop	<2 V (closed state)
Current consumption	<= 35 mA no-load
Maximum delay first up	300 ms
Maximum delay response	10 ms
Maximum delay recovery	10 ms
Setting-up	Using teach button or remote teaching
Depth	50 mm
Height	50 mm
Width	23 mm
Net weight	0.035 kg

Environment

Product certifications	CE[RETURN]Ecolab[RETURN]cULus
Ambient air temperature for operation	-20...50 °C, UL certified[RETURN]-30...50 °C
Ambient air temperature for storage	-30...60 °C
Vibration resistance	7 gn (f = 10...55 Hz) conforming to IEC 60068-2-6
Shock resistance	10 gn (duration = 11 ms) conforming to IEC 60068-2-27
IP degree of protection	IP67 conforming to IEC 60529 IP69K conforming to DIN 40050

Packing Units

Unit Type of Package 1	PCE
Number of Units in Package 1	1
Package 1 Height	3.0 cm
Package 1 Width	6.0 cm
Package 1 Length	9.2 cm
Package 1 Weight	58.0 g
Unit Type of Package 2	S01
Number of Units in Package 2	28
Package 2 Height	15.0 cm
Package 2 Width	15.0 cm
Package 2 Length	40.0 cm
Package 2 Weight	1.641 kg

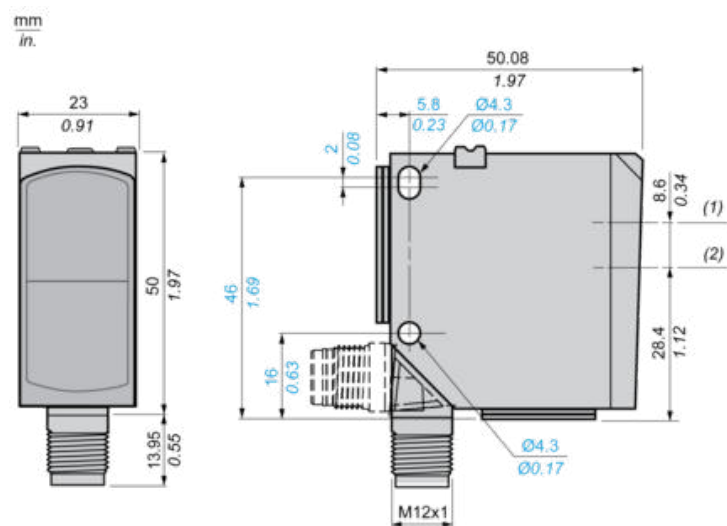
Offer Sustainability

California proposition 65	WARNING: This product can expose you to chemicals including: Diisononyl phthalate (DINP), which is known to the State of California to cause cancer, and Di-isodecyl phthalate (DIDP), which is known to the State of California to cause birth defects or other reproductive harm. For more information go to www.P65Warnings.ca.gov
For all Reach Rohs enquiries contact us at	sustainability@tesensors.com

Contractual warranty

Warranty	18 months
----------	-----------

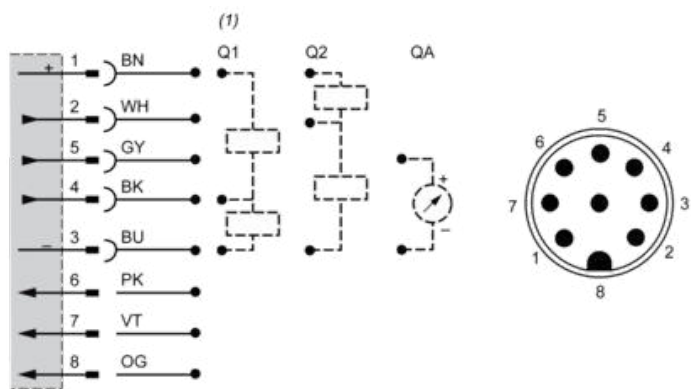
Dimensions



- (1) Transmitter optical axis
- (2) Receiver optical axis

Connections and Schema

Connector Wiring



(1) Auto-detect

1 : + UB (BN : Brown)

2 : Q2 - PNP, NO (WH: White)

3 : -UB (BU: Blue)

4 : Q1 - PNP, NO (BK: Black)

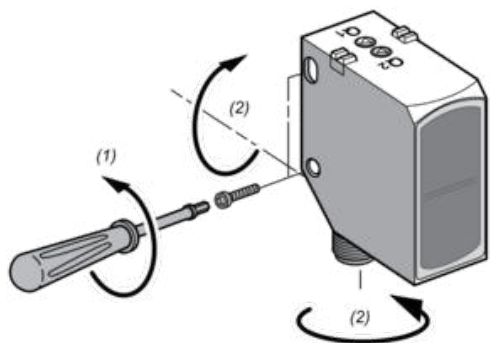
5 : QA - 4...20 mA (GY: Grey)

6 : IN1 - Teach-in (PK: Pink)

7 : IN2 - Teach and activated tandem (VT: Purple)

8 : IN3 - Beam off (OG: Orange)

Mounting



(1) < 1,5 Nm (13 lb-in)

(2) < 1 Nm (8.85 lb-in)