

XX630A2NCM12

Ultrasonic sensors XX, ultrasonic sensor cylindrical M30, Sn 2 m, NC+NO, NPN, M12 connector



Main

Range of product	Telemecanique Ultrasonic sensors XX
Sensor type	Ultrasonic sensor
Series name	General purpose
Sensor name	XX6
Sensor design	Cylindrical M30
Detection system	Diffuse
[Sn] nominal sensing distance	2 m adjustable with teach push-button
Material	Plastic
Type of output signal	Discrete
Discrete output function	1 NC + 1 NO
Wiring technique	4-wire
Discrete output type	NPN
[Us] rated supply voltage	12...24 V DC with reverse polarity protection
Electrical connection	Male connector M12 4 pins
[Sd] sensing range	0.12...2 m
Beam angle	10 °
IP degree of protection	IP67 conforming to IEC 60529

Complementary

Enclosure material	ULTEM
Front material	Silicone
Thread type	M30 x 1.5
Supply voltage limits	10...28 V DC
Function available	Without synchronisation mode
[Sa] assured operating distance	0.12...2 m (teach mode)
Maximum differential travel	2.5 mm
Blind zone	0...120 mm
Transmission frequency	200 kHz
Repeat accuracy	0.9 %
Deviation angle from 90° of object to be detected	-7...7 °
Minimum size of detected object	Cylinder diameter 1.6 mm at 0.635 m
Status LED	Setting-up assistance: 1 LED (green/red (flashing))
Current consumption	100 mA
Maximum switching current	100 mA with overload and short-circuit protection
Maximum voltage drop	1 V
Switching frequency	<= 16 Hz
Maximum delay first up	720 ms
Maximum delay response	25 ms
Maximum delay recovery	20 ms
Marking	CE
Threaded length	45 mm
Height	35 mm
Width	35 mm
Depth	85 mm
Net weight	0.091 kg

The information provided in this documentation contains general descriptions and/or technical characteristics of the performance of the products contained herein. This documentation is not intended as a substitute for and is not to be used for determining suitability or reliability of these products for specific user applications. It is the duty of any such user or integrator to perform the appropriate and complete risk analysis, evaluation and testing of the products with respect to the relevant specific application or use thereof. Neither TWSS Holding nor any of its affiliates or subsidiaries shall be responsible or liable for misuse of the information contained herein.

Environment

Standards	IEC 60947-5-2
Product certifications	UL[RETURN]cCSAus
Ambient air temperature for operation	0...60 °C
Ambient air temperature for storage	-40...80 °C
Vibration resistance	+/-1 mm conforming to IEC 60068-2-6 (f = 10...55 Hz)
Shock resistance	30 gn in all 3 axes for 11 ms conforming to IEC 60068-2-27
Resistance to electrostatic discharge	8 kV level 4 conforming to IEC 61000-4-2
Resistance to electromagnetic fields	10 V/m level 3 conforming to IEC 61000-4-3
Resistance to fast transients	1 kV level 3 conforming to IEC 61000-4-4

Packing Units

Unit Type of Package 1	PCE
Number of Units in Package 1	1
Package 1 Height	4.2 cm
Package 1 Width	9.6 cm
Package 1 Length	13.2 cm
Package 1 Weight	121.018 g
Unit Type of Package 2	S02
Number of Units in Package 2	22
Package 2 Height	15.0 cm
Package 2 Width	30.0 cm
Package 2 Length	40.0 cm
Package 2 Weight	3.117 kg

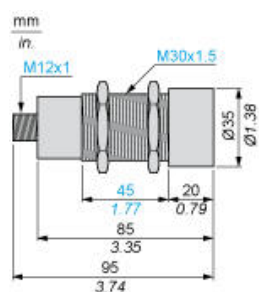
Offer Sustainability

Sustainable offer status	Green Premium product
California proposition 65	WARNING: This product can expose you to chemicals including: Diisononyl phthalate (DINP), which is known to the State of California to cause cancer, and Di-isodecyl phthalate (DIDP), which is known to the State of California to cause birth defects or other reproductive harm. For more information go to www.P65Warnings.ca.gov
For all Reach Rohs enquiries contact us at	sustainability@tesensors.com

Contractual warranty

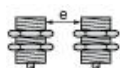
Warranty	18 months
----------	-----------

Dimensions



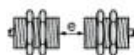
Minimum Mounting Distances

Side by side



e : respect the distances indicated on the detection curves

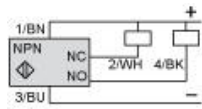
Face to face



$e > 4 \times S_n$

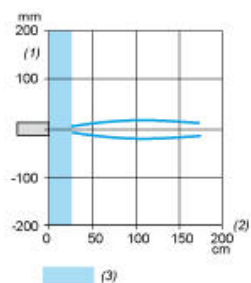
Wiring Diagram

NO + NC Outputs, NPN



BN Brown
WH White
BU Blue
BK Black

Curves



- (1) Parallel movement
- (2) Distance
- (3) Blind zone for diffuse sensors.