

XY2CEDA196H7

Dual emergency stop rope pull switch,
Telemecanique rope pull switches XY2C, e
2x(1NC+1NO), 1/2" NPT, flush pb, pilot light



Main

Range of product	Telemecanique Emergency stop rope pull switches XY2C
Product or component type	Dual emergency stop rope pull switch
Device short name	XY2CED
Housing colour	Red RAL 3000
Overvoltage category	Class I conforming to EN/IEC 61140

Complementary

Local signalling	With pilot light, red, 24...130 V
Number of cables	2
Trigger cable maximum length	2 x 100 m
Bellow material	Nitril
Body material	Zamak
Cover material	Stainless steel
Reset	By flush push-button
Contacts type and composition	2 x (1 NC + 1 NO)
Contact operation	Slow-break
Trigger cable anchor point	RH and LH sides
Connections - terminals	Screw clamp terminal, 1 x 0.5...2 x 1.5 mm ²
Tightening torque	0.8...1.2 N.m
Cable entry number	3 tapped entry for 1/2" NPT conduit entry
Safety level	Can reach PL = e with the appropriate monitoring system and correctly wired conforming to EN/ISO 13849-1 Can reach category 4 with the appropriate monitoring system and correctly wired conforming to EN/ISO 13849-1 Can reach SIL 3 with the appropriate monitoring system and correctly wired conforming to EN/IEC 61508
Safety reliability data	B10d = 300000 conforming to IEC 60947-5-5 value given for a life time of 20 years limited by mechanical or contact wear
Marking	CE
Mechanical durability	60000 cycles
Distance between cable supports	3...5 m
[Ie] rated operational current	3 A at 240 V, AC-15, A300 conforming to EN/IEC 60947-5-1 appendix A 0.27 A at 250 V, DC-13, Q300 conforming to EN/IEC 60947-5-1 appendix A
[Ithe] conventional enclosed thermal current	10 A
[Ui] rated insulation voltage	500 V (pollution degree 3) conforming to EN/IEC 60947-1 300 V conforming to UL 508 300 V conforming to CSA C22.2 No 14
[Uimp] rated impulse withstand voltage	6 kV conforming to EN/IEC 60947-1
Positive opening	With conforming to EN/IEC 60947-5-1
Maximum resistance across terminals	25 MOhm conforming to EN/IEC 60255-7 category 3
Short-circuit protection	10 A cartridge fuse type gG conforming to EN/IEC 60269
Terminals description ISO n°1	(13-14)NO (21-22)NC

Net weight	1.9 kg
Compatibility code	XY2CED

Environment

Standards	EN/ISO 13850 EN/IEC 60947-5-1 CSA C22.2 No 14 Machinery directive 2006/42/EC EN/IEC 60204-1 UL 508 Work equipment directive 2009/104/EC EN/IEC 60947-5-5
Product certifications	UL category NISD emergency stop devices CSA CCC EAC
Protective treatment	TC
Ambient air temperature for operation	-25...70 °C
Ambient air temperature for storage	-40...70 °C
Vibration resistance	10 gn (f= 10...300 Hz) conforming to EN/IEC 60068-2-6
Shock resistance	50 gn 11 ms conforming to EN/IEC 60068-2-27
IP degree of protection	IP66 conforming to IEC 60529

Packing Units

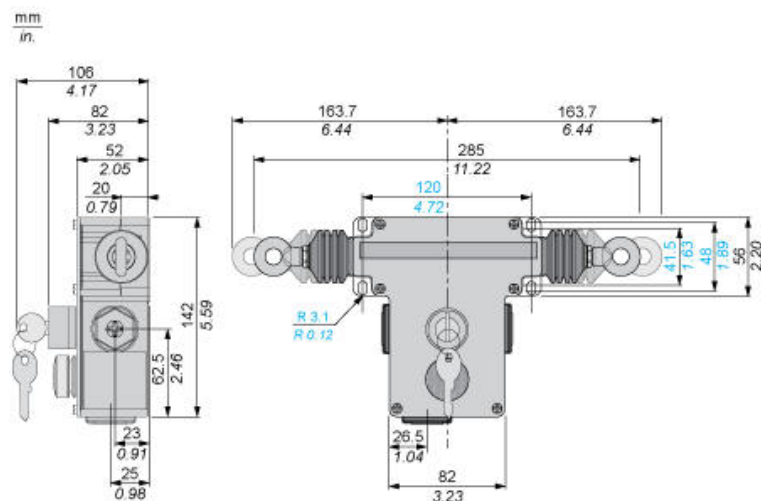
Unit Type of Package 1	PCE
Number of Units in Package 1	1
Package 1 Height	10.200 cm
Package 1 Width	15.900 cm
Package 1 Length	30.900 cm
Package 1 Weight	2.007 kg
Unit Type of Package 2	S03
Number of Units in Package 2	4
Package 2 Height	30 cm
Package 2 Width	30 cm
Package 2 Length	40 cm
Package 2 Weight	8.538 kg

Offer Sustainability

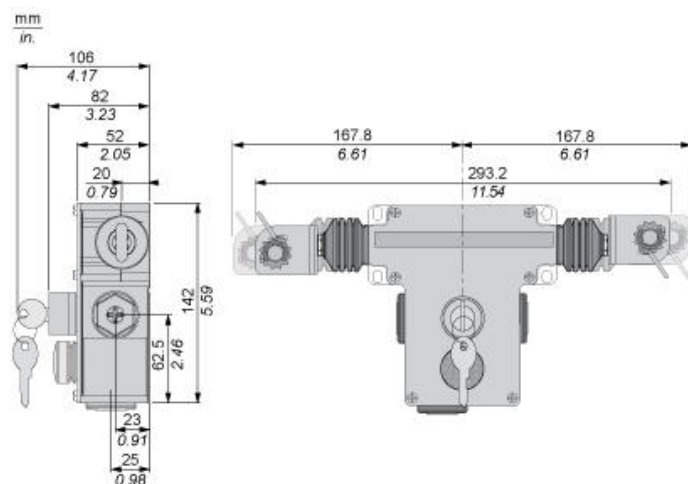
Sustainable offer status	Green Premium product
Circularity Profile	No need of specific recycling operations
California proposition 65	WARNING: This product can expose you to chemicals including: Diisononyl phthalate (DINP), which is known to the State of California to cause cancer, and Di-isodecyl phthalate (DIDP), which is known to the State of California to cause birth defects or other reproductive harm. For more information go to www.P65Warnings.ca.gov
For all Reach Rohs enquiries contact us at	sustainability@tesensors.com

Dimensions

Without Tensioner



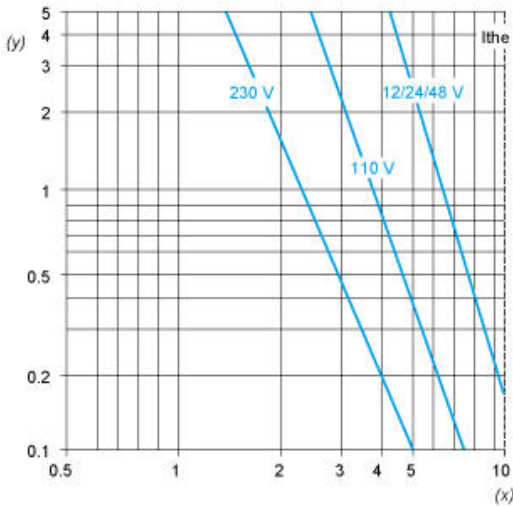
With Tensioners



Electrical Curves

AC Supply 50/60 Hz. Inductive Circuit

2-pole Contact Block



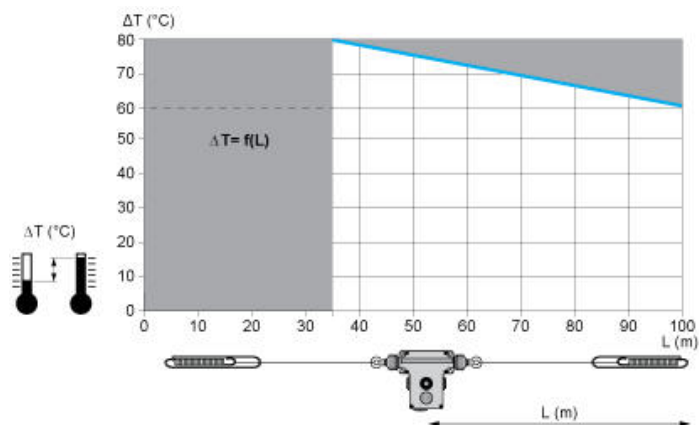
(y) Millions of operating cycles
(x) Current in A

DC Supply. Power Broken in W for 1 Million Operating Cycles. Inductive Circuit

Voltage	V	24	48	120
Power	W	13	9	7

Mounting and Clearance

Adjustment Values (With End Spring)



In Prohibited zone
grey :