

00009082	DATA SHEET	
Valid from: 26.05.2022	EPIC® SIGNAL R 3.0 B1	

Description

- Circular connectors with solder termination
- 21-pin and 26-pin
- highest contact density at small space requirements
- Connector in solder version for easy maintenance



General Characteristics

Series	SIGNAL R 3.0 B1
Number of contacts	21-pin / 26-pin
Pin configuration	Male E-part / Female P-part
Coding	N
Rated voltage (V)	24V AC / 60V DC
Rated impulse voltage	1,5 kV
Rated current (A)	7,5 A
Contact resistance	< 3 mOhm
Contacts	Copper alloy, gold plated
Termination methods	Solder termination: up to 1.0 mm²
Fastening type	M3 (4x)
Protection	IP 67 (maximum, dependant on used cable gland)
Cycle of mechanical operation	500
Temperature range	-40°C to +100°C, short-term up to +125°C

Materials and Surfaces

Housing	Nickel plated copper alloy
Insert	Thermoplastic
Sealing	Chloroprene Rubber

Versions

Article number	Article description	Version	Contacts	Pin configuration	Fastening type	Coding
00009082	EPIC® SIGNAL R 3.0 B1	male	1 - 21	E-Part	M3 (4x)	N
00009135	EPIC® SIGNAL R 3.0 B1	female	1 - 21	P-Part	M3 (4x)	N
00008978	EPIC® SIGNAL R 3.0 B1	female	1 - 26	P-Part	M3 (4x)	N

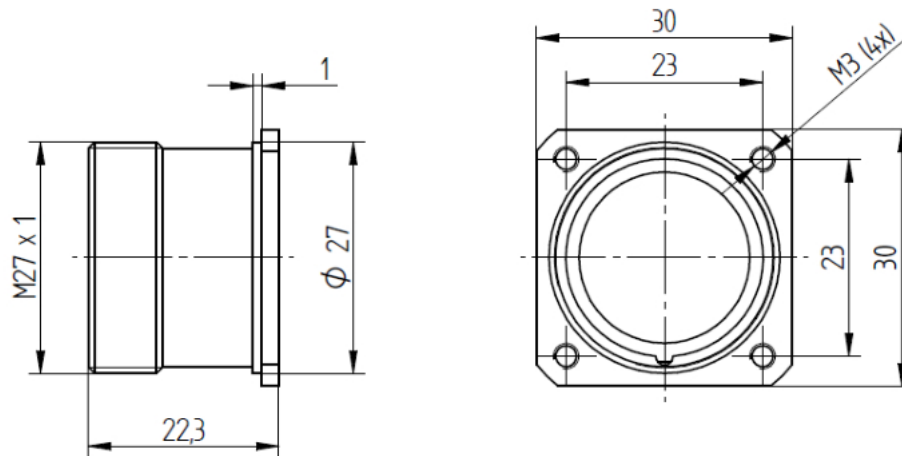
AbN
automation

Creator: FICE1/PDP Released: VACH1/PDP	Document: DB00009082EN Version: 03	Page 1 of 3
---	---------------------------------------	-------------

00009082	DATA SHEET	
Valid from: 26.05.2022	EPIC® SIGNAL R 3.0 B1	

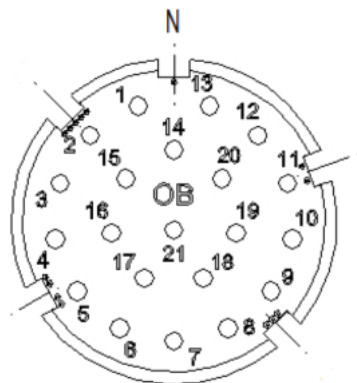
Technical Drawings

Housing

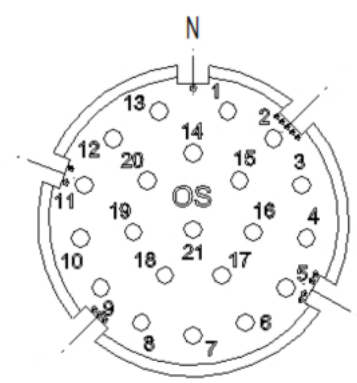


Inserts (plug-side view)

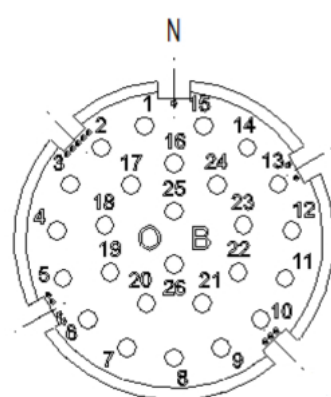
00009135
P-Part / female 21 pins



00009082
E-Part / male 21 pins



00008978
P-Part / female 26 pins




Creator: FICE1/PDP Released: VACH1/PDP	Document: DB00009082EN Version: 03	Page 2 of 3
---	---------------------------------------	-------------

00009082	DATA SHEET	
Valid from: 26.05.2022	EPIC® SIGNAL R 3.0 B1	




Corrosion-resistant



Industrial machinery and plant engineering



Mechanical resistance



Space requirement

Application range

Machine and equipment manufacturing
Measurement and control technology

Remark

Photographs are not to scale and do not represent detailed images of the respective products.

AbN
automation

Creator: FICE1/PDP Released: VACH1/PDP	Document: DB00009082EN Version: 03	Page 3 of 3
---	---------------------------------------	-------------