

44423104	<b>DATA SHEET</b>	
Valid from: 03.11.2020	<b>EPIC® M17 SIGNAL F6</b>	

### Description:

Coupling connector straight  
 SPEEDCON-Lock, M17  
 Number of pins: 8 or 17  
 Contact type: male/female, Crimp connection  
 Sealing: O-Ring axial  
 Shielded: yes  
 Cable diameter: 3, 5 mm – 11 mm



### Product variations:

Article number	Typ	Pin-arrangement	PU
44423106	female	8 Pin	5
44422104	male	8 Pin	5
44423107	female	17 Pin	5
44423105	male	17 Pin	5

### General characteristics:

Connector type	Coupling connector
Number of pins	8 / 17
Connector lock	Speedcon
Cable diameter	3,5 mm – 11 mm
Termination method	Crimp termination
Upper temperature limit	+ 125 °C
Lower temperature limit	- 40 °C
Contacts, base material	CuZn (brass)
Contacts, surface	Au (gold)
Insert material	PA
Housing material	Nickel plated zinc die-casting
Sealing material	FPM
Protection class	IP 67
Pollution degree	3
Overvoltage category	III
Cycles of mechanical operation	>100

AbN  
automation

Creator: STKU3/PDP Released: IVSE1/PDP	Document: DB44423104EN Version: 03	Page 1 of 4
---	---------------------------------------	-------------

44423104	<b>DATA SHEET</b>	
Valid from: 03.11.2020	<b>EPIC® M17 SIGNAL F6</b>	

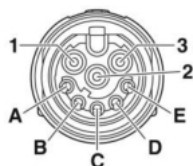
## Version 8 Pin

### Electrical characteristics:

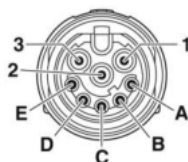
Rated voltage	48V AC / 74V DC
Rated impulse voltage	1500 V
Rated current (25°C)	3,6 A
Contact diameter	1 mm
Termination cross-section	0,06 mm <sup>2</sup> – 1,0 mm <sup>2</sup>

### Pin-arrangement:

#### Female



#### Male



### Fitting female contacts (contacts must be ordered separately)



Lapp Art. No.	Description
44423122:	Crimp contact, drilled, contact diameter: 1 mm, termination cross-section: 0, 06 mm <sup>2</sup> ...0, 25 mm <sup>2</sup>
44423123:	Crimp contact, drilled, contact diameter: 1 mm, termination cross-section: 0, 34 mm <sup>2</sup> ...0, 5 mm <sup>2</sup>
44423124:	Crimp contact, drilled, contact diameter: 1 mm, termination cross-section: 0, 5 mm <sup>2</sup> ...1 mm <sup>2</sup>

### Fitting male contacts (contacts must be ordered separately)



Lapp Art. No.	Description
44423130:	Crimp contact, drilled, contact diameter: 1 mm, termination cross-section: 0, 06 mm <sup>2</sup> ...0, 25 mm <sup>2</sup>
44423131:	Crimp contact, drilled, contact diameter: 1 mm, termination cross-section: 0, 34 mm <sup>2</sup> ...0, 5 mm <sup>2</sup>
44423132:	Crimp contact, drilled, contact diameter: 1 mm, termination cross-section: 0, 5 mm <sup>2</sup> ...1 mm <sup>2</sup>

Creator: STKU3/PDP Released: IVSE1/PDP	Document: DB44423104EN Version: 03	Page 2 of 4
---	---------------------------------------	-------------

44423104	<b>DATA SHEET</b>	
Valid from: 03.11.2020	<b>EPIC® M17 SIGNAL F6</b>	

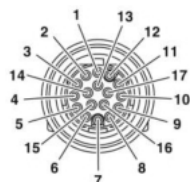
## Version 17 Pin

### Electrical characteristics:

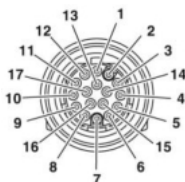
Rated voltage	48V AC / 74V DC
Rated impulse voltage	1500 V
Rated current (25°C)	3,6 A
Contact diameter	0,6 mm
Termination cross-section	0,06 mm <sup>2</sup> – 0,5 mm <sup>2</sup>

### Pin-arrangement:

Female



Male



### Fitting female contacts (contacts must be ordered separately)



Lapp Art. No.	Description
44423125:	Crimp contact, drilled, contact diameter: 0, 6 mm, termination cross-section: 0,06 mm <sup>2</sup> ...0,25 mm <sup>2</sup>
44423126:	Crimp contact, drilled, contact diameter: 0, 6 mm, termination cross-section: 0,06 mm <sup>2</sup> ...0,34 mm <sup>2</sup>
44423127:	Crimp contact, drilled, contact diameter: 0, 6 mm, termination cross-section: 0,34 mm <sup>2</sup> ...0,5 mm <sup>2</sup>

### Fitting male contacts (contacts must be ordered separately)



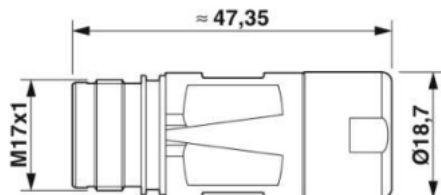
Lapp Art. No.	Description
44423133:	Crimp contact, drilled, contact diameter: 0, 6 mm, termination cross-section: 0,06 mm <sup>2</sup> ...0,25 mm <sup>2</sup>
44423134:	Crimp contact, drilled, contact diameter: 0, 6 mm, termination cross-section: 0,06 mm <sup>2</sup> ...0,34 mm <sup>2</sup>
44423135:	Crimp contact, drilled, contact diameter: 0, 6 mm, termination cross-section: 0,34 mm <sup>2</sup> ...0,5 mm <sup>2</sup>

AbN  
automation

Creator: STKU3/PDP Released: IVSE1/PDP	Document: DB44423104EN Version: 03	Page 3 of 4
---	---------------------------------------	-------------

44423104	<b>DATA SHEET</b>	
Valid from: 03.11.2020	<b>EPIC® M17 SIGNAL F6</b>	

### Drawings and dimensions of the connector:



Two additional sealing are included:

1. Clamping range: 5, 0 mm – 9, 0 mm
2. Clamping range: 9, 0 mm – 11, 0 mm

### Application range:

Plant engineering; measurement and control technology; apparatus construction

### Remark:

Photographs are not to scale and do not represent detailed images of the respective products.

Creator: STKU3/PDP Released: IVSE1/PDP	Document: DB44423104EN Version: 03	Page 4 of 4
---	---------------------------------------	-------------